



COMET®

An uninterrupted relationship since 1960

CABLE TERMINALS



1960 CABLE GLANDS & TERMINALS 2015

An uninterrupted relationship since 1960

After serving the electrical industry for 5 decades, **COMET** has traveled a long way. The metamorphosis is from a small manufacturer of cable glands to a leader in the manufacture of not only Cable Glands but also of Terminals and Connectors. It has surged across the horizon of India's electrical industry.

To meet the demands of this high-precision sector, **COMET** has perfected the art of excellence. The brand has evolved around a strong determination to achieve the highest standards of quality. Backed by meticulous research and techno-savvy innovation, **COMET** connects as the OEM product of prestigious electrical brands.

Our motto is to provide innovative products concentrating solely on quality, which has been endorsed by our valued customers, who approve of **COMET** for their regular supplies. We take this opportunity to thank all our customers for their unflinching support and reiterate our commitment of uncompromising quality. Our continuous upgrading and rigorous pursuit at each and every stage ensures the best product by our dedicated designing team.

Like in the past, your valued suggestions and feedback had been sincerely accepted and successfully implemented wherever possible and the same zest is anticipated. This would help in our rigorous pursuit of excellence.



V. S. DEDHIA
CHAIRMAN



Entire ranges of copper tubular terminals are made from ETP grade Copper & Aluminium terminals are made from IS-5082 grade Al. Terminals are exclusively designed for sturdy performance even on adverse conditions. Unique type test are conducted as per IS-8309 and IS-8337. The range of the terminals & connectors starts from 0.5mm² to 1000mm² with many variations suiting to many industries. We also undertake manufacturing of tailor made item as per customers requirement.

QUALITY :

Quality is extremely important in an electrical system. It is maintained by undertaking stagewise inspection, which is always mandatory. Full fledge in-house Lab inspects raw material & out going finished products as per defined rejection/acceptance methods. Relevant Indian & International standards are maintained by concurrent inspections & close monitoring of quality standards. This will enable the customers to select the terminals as per the specification required.

IDENTIFICATION :

All series are distinctively bearing COMET marking cable size & stud sizes are marked for easier identification. Individual boxes are sealed with HOLOGRAMS to avoid squirious supplies at any stage.

Keeping in view to provide latest information to the user “COMET” has taken exhaustive efforts to compile all relevant data’s on terminals & connectors. Products mentioned in the Catalogue are being widely used in the field of power control & distribution. The definition of a terminal end is well defined in IS 8337 as a connecting device with electrical cable & which has fixing arrangements of termination by means of a bolt fixing or pin insertion on tunnel type terminal blocks. Comparing to older methods like soldering, mechanical clamping & welding CRIMPING has its own solid advantages. Various types of terminal ends are designed for the convenience of the user, which adapts to varying requirements. General data is tabulated below.

TYPE OF TERMINALS

APPLICATION

- | | |
|--------------------------------|---|
| 1. Tubular type terminals ends | Widely used series for soldering or solderless crimping application made from Al & Cu. Standards followed are IS, BS & DIN. |
| 2. Ring tongue terminal ends | Generally used along with control cables. Various shapes can be made & stud holes as per requirement can be made. |
| 3. Reducer type terminals | This series is recommended for usage in fuse gears, ICTP switches, watt meters etc. |
| 4. Pin type terminal ends | Termination in terminal blocks is being done with pin type terminal ends. Widely used in control panel wiring. Non-insulated, insulated & pre-insulated versions are available. |
| 5. Fork type terminal ends | Fixing arrangement of LV/MV switchgears of different manufactures varies & hence to suit those application forks type terminal ends are designed. |
| 6. In line connectors | For enabling straight through joints of aluminum or copper cables in-line connectors are widely used. |

WIDEST APPROVALS



POWER GRID CORPORATION OF INDIA LIMITED
(A Government of India Enterprise)



TCE Consulting Engineers Limited



NUCLEAR POWER CORPORATION OF INDIA LIMITED
(A Govt. of India Enterprise)



JACOBS H&G



Bechtel France SA



Dalal Consultants And Engineers Pvt. Ltd






























AVANT-GARDE ENGINEERS AND CONSULTANTS (P.) LTD.


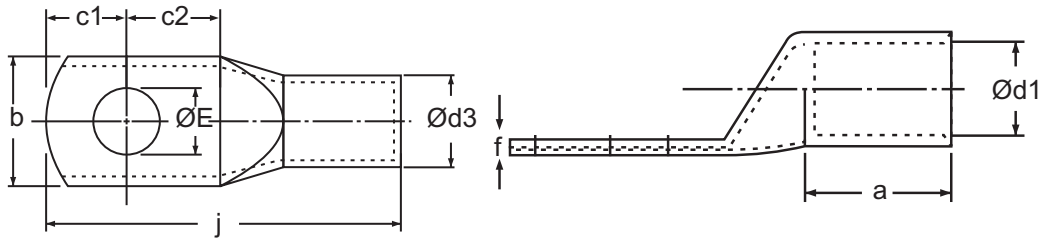
KSHI

JHORN BROWN

AND MANY MORE

ITEMS	DESCRIPTION	SERIES	PAGE NO.
	COMET COPPER TUBULAR TERMINALS (MEDIUM DUTY) Range-2.5mm ² to 1000mm ²	CCUS	6
	COMET COPPER TUBULAR TERMINALS HEAVY DUTY (EXPORT SERIES WITH INSPECTION HOLE) Range-1.5mm ² to 1000mm ²	CCUS	7
	COMET COPPER TUBULAR TERMINALS HEAVY DUTY (LONG BARREL) Range-25mm ² to 400mm ²	CCUS	8
	COMET COPPER SOLDERING TYPE TUBULAR SOCKETS (COMMERCIAL) Range-15 amp to 1000 amp	CSL	8
	COMET COPPER SOLDERING TYPE TUBULAR SOCKETS (AS PER CURRENT CARRYING CAPACITY) Range-15 amp to 500 amp	CBSS	9
	COMET COPPER SOLDERING TYPE TUBULAR SOCKETS Range-6mm ² to 625mm ²	CBSS	9
	COMET COPPER TUBULAR TERMINALS LONG BARREL (MEDIUM DUTY) Range-2.5mm ² to 1000mm ²	CCEB	10
	COMET COPPER LONG PALM TERMINALS ENDS Range-50mm ² to 630mm ²	CCUS	11
	COMET COPPER TERMINALS ENDS (HEAVY DUTY) FOR TRANSFORMER - 4 HOLE Range-300mm ² to 1000mm ²	CCUS	11
	COMET COPPER TUBULAR IN-LINE CONNECTORS Range-1.5mm ² to 1000mm ²	CCB	12
	COMET COPPER TUBULAR IN-LINE CONNECTORS (INSULATED) Range-1.5mm ² to 4.6mm ²	CEHI	12
	COMET COPPER REDUCER TERMINALS (WIRE PIN) Range-2.5mm ² to 400mm ²	CWPC	13
	COMET END SEALING FERRULES (NON- INSULATED & INSULATED) Range-0.5mm ² to 16mm ²	CEH CEHI	14
	COMET REDUCER TYPE SOLDERING BRASS TERMINALS Range-15 amp to 300 amp & 50mm ² to 400mm ²	CWPB	14
	COMET ALUMINIUM TUBULAR TERMINALS Range-2.5mm ² to 1000mm ²	CALS	15
	COMET ALUMINIUM TUBULAR TERMINALS LONG BARREL Range-2.5mm ² to 1000mm ²	CALS	16
	COMET ALUMINIUM FERRULES FOR AL-XLPE CONDUCTORS Range-25mm ² to 1000mm ²	CALS-XL	17
	COMET ALUMINIUM TERMINALS ENDS FOR AL-XLPE CONDUCTORS Range-25mm ² to 1000mm ²	CALS-XL	17
	COMET BI-METALLIC TUBULAR TERMINALS Range-2.5mm ² to 1000mm ²	CBL	18
	COMET ALUMINIUM IN-LINE CONNECTORS Range-2.5mm ² to 1000mm ²	CALS	19
	COMET ALUMINIUM REDUCER TERMINALS (WIRE PIN) Range-2.5mm ² to 300mm ²	CAWP	20
	COMET RING TERMINALS (NON-INSULATED, INSULATED & PRE-INSULATED) Range-1.5mm ² to 150mm ²	CRS CRSI CPSD	21,22,23, 24,25
	COMET PIN TERMINALS (NON-INSULATED, INSULATED & PRE-INSULATED) Range-0.75mm ² to 70mm ²	CCP CCPI CCPD	23
	COMET FORK TERMINALS (NON-INSULATED, INSULATED & PRE-INSULATED) Range-0.75mm ² to 4.6mm ²	CRS CRSI CPSD	26
	COMET OPEN CLOSE TYPE SOLDERING CABLE SOCKETS Range-1.5mm ² to 625mm ²	COC	26
	COMET RING TONGUE FORK TERMINALS (NON-INSULATED, INSULATED & PRE-INSULATED) Range-1.5mm ² to 16mm ²	CRS CRSI CPSD	27
	COMET ANTI CORROSION COMPOUND	CGTZ	28

COMET COPPER TUBULAR TERMINALS (MEDIUM DUTY)

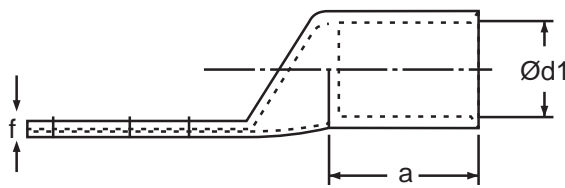
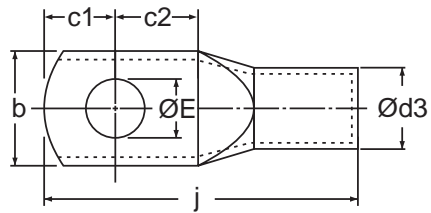


Size mm ²	ØE	a	b	c1	c2	Ød1	Ød3	f	j	COMET CAT NO.
2.5-5	M5	7	9	5	5	2.0	3.7	1.0	20	CCUS-05
4.0-6	M6	7	11	6	6	3.1	4.8	1.0	22	CCUS-06
6.0-6	M6	9	11	6	6	3.8	5.5	1.0	24	CCUS-07
10-6	M6	9	11	6	6	4.4	6.2	1.3	24	CCUS-08
16-6	M6	12	11	6	8	5.3	7.1	1.6	30	CCUS-09
25-6	M6	12	13	8	12	7.0	9.0	2.0	37	CCUS-10
35-6	M6	12	15	8	12	8.0	10.0	2.0	37	CCUS-11
35-8	M8	12	15	8	12	8.0	10.0	2.0	37	CCUS-12
50-6	M6	16	16	10	11	9.2	11.2	2.0	45	CCUS-13
50-8	M8	16	16	10	11	9.2	11.2	2.0	45	CCUS-14
50-10	M10	16	16	10	11	9.2	11.2	2.0	45	CCUS-15
70-8	M8	18	20	13	15	11.6	13.8	2.2	56	CCUS-16
70-10	M10	18	20	13	15	11.6	13.8	2.2	56	CCUS-17
70-12	M12	18	20	13	15	11.6	13.8	2.2	56	CCUS-18
95-10	M10	20	23	13	15	12.8	15.6	2.8	58	CCUS-19
95-12	M12	20	23	13	15	12.8	15.6	2.8	58	CCUS-20
120-10	M10	22	26	14	16	14.8	17.8	3.0	62	CCUS-21
120-12	M12	22	26	14	16	14.8	17.8	3.0	62	CCUS-22
120-16	M16	22	26	14	16	14.8	17.8	3.0	62	CCUS-23
150-10	M10	26	28	15	18	16.0	19.6	3.6	70	CCUS-24
150-12	M12	26	28	15	18	16.0	19.6	3.6	70	CCUS-25
150-16	M16	26	28	15	18	16.0	19.6	3.6	70	CCUS-26
185-12	M12	30	32	21	21	18.0	22.0	4.0	83	CCUS-27
185-16	M16	30	32	21	21	18.0	22.0	4.0	83	CCUS-28
225-16	M16	34	35	24	24	20.0	24.0	4.0	95	CCUS-231
240-16	M16	36	38	24	24	22.0	26.0	4.0	97	CCUS-29
240-20	M20	36	38	24	24	22.0	26.0	4.0	97	CCUS-30
300-16	M16	39	42	25	26	24.0	28.7	4.7	103	CCUS-31
300-20	M20	39	42	25	26	24.0	28.7	4.7	103	CCUS-32
400-20	M20	44	49	27	27	28.0	33.2	5.2	116	CCUS-33
500-20	M20	48	53	27	27	30.0	36.0	6.0	120	CCUS-34
630-20	M20	55	61	31	33	35.0	41.5	6.5	137	CCUS-35
800	-	65	67	37	38	39.0	46.3	7.3	165	CCUS-62
1000	-	90	76	45	45	43.0	53.8	10.8	210	CCUS-76

MATERIAL : COPPER IS - 191

FINISH : ELECTRO TINNED

COMET COPPER TUBULAR TERMINALS HEAVY DUTY
(EXPORT SERIES WITH INSPECTION HOLE)


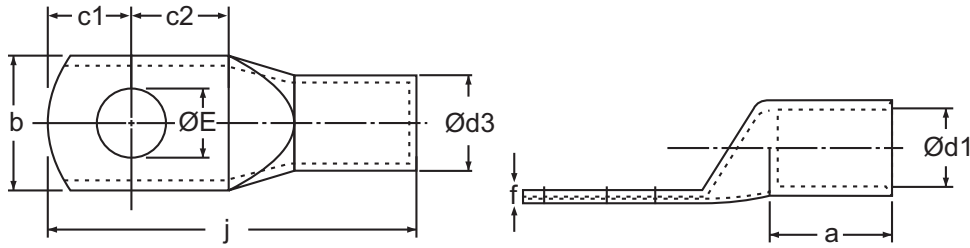


Size mm ²	ØE	a	b	c1	c2	Ød1	Ød3	f	j	COMET CAT NO.
1.5-5	M5	5	8.0	4	5	1.8	3.7	1.0	16	CCUS-538
1.5-6	M6	5	10.0	5	6	1.8	3.7	0.8	18	CCUS-539
2.5-4	M4	7	8.0	4	5	2.4	4.0	1.0	18	CCUS-388
2.5-5	M5	7	10.0	5	6	2.4	4.0	0.8	20	CCUS-540
2.5-6	M6	7	10.0	5	6	2.4	4.0	0.8	20	CCUS-541
4.0-5	M5	7	10.0	5	6	3.1	4.8	1.0	20	CCUS-389
4.0-6	M6	7	10.0	5	6	3.1	4.8	1.0	20	CCUS-543
6.0-5	M5	9	10.0	5	6	3.8	5.5	1.2	23	CCUS-390
6.0-6	M6	9	12.0	6	9	3.8	5.5	1.0	27	CCUS-544
6.0-8	M8	9	12.0	6	9	3.8	5.5	1.0	27	CCUS-545
10-6	M6	9	12.0	6	7	4.5	6.2	1.2	25	CCUS-353
10-8	M8	9	12.0	6	9	4.5	6.2	1.2	27	CCUS-547
16-6	M6	12	12.0	7	7	5.4	7.1	1.4	31	CCUS-354
16-8	M8	12	12.0	7	9	5.4	7.1	1.4	31	CCUS-549
20-8	M8	12	12.0	7	9	6.0	7.7	1.7	32	CCUS-550
25-6	M6	12	13.0	7	7	6.8	8.8	2.0	33	CCUS-355
25-8	M8	12	13.0	10	11	6.8	8.8	1.4	33	CCUS-551
25-10	M10	12	15.0	10	11	6.8	8.8	1.4	37	CCUS-552
35-6	M6	12	15.0	9	9	8.2	10.6	2.4	35	CCUS-542
35-8	M8	12	15.0	9	9	8.2	10.6	2.4	35	CCUS-356
35-10	M10	12	16.0	10	11	8.2	10.6	2.0	38	CCUS-554
50-8	M8	16	18.0	10	11	9.5	12.4	2.9	43	CCUS-357
50-10	M10	16	18.0	10	11	9.5	12.4	2.9	43	CCUS-556
70-8	M8	18	21.0	12	13	11.2	14.7	3.5	50	CCUS-557
70-10	M10	18	21.0	12	13	11.2	14.7	3.5	50	CCUS-358
70-13	M13	18	21.0	12	13	11.2	14.7	3.5	50	CCUS-559
95-10	M10	20	25.0	13	13	13.5	17.4	3.9	55	CCUS-359
95-13	M13	20	25.0	13	13	13.5	17.4	3.9	55	CCUS-561
120-12	M12	22	28.0	14	14	15.0	19.4	4.4	60	CCUS-241
120-17	M17	22	28.0	16	16	15.0	19.4	4.4	64	CCUS-546
150-12	M12	26	30.0	16	16	16.5	21.2	4.7	69	CCUS-242
150-17	M17	26	30.0	16	16	16.5	21.2	4.7	69	CCUS-564
185-16	M16	32	34.0	17	17	18.5	23.5	5.0	78	CCUS-243
240-16	M16	38	38.0	20	20	21.0	26.5	5.5	92	CCUS-244
240-21	M21	38	38.0	20	20	21.0	26.5	5.5	92	CCUS-567
300-16	M16	42	43.0	22	22	23.5	30.0	6.5	101	CCUS-245
300-21	M21	42	43.0	22	22	23.5	30.0	6.5	101	CCUS-569
400-16	M16	44	50.0	26	26	26.8	34.8	8.0	114	CCUS-246
400-21	M21	44	50.0	26	26	26.8	34.8	8.0	114	CCUS-571
500-16	M16	48	56.0	28	28	30.0	39.0	9.0	124	CCUS-247
550-21	M21	52	60.0	30	30	31.7	41.4	9.7	132	CCUS-573
630-20	M20	56	65.0	33	33	35.0	45.0	10.0	144	CCUS-248
800	-	78	73.5	35	40	39.0	50.6	11.6	170	CCUS-599
1000	-	90	81.0	45	45	43.0	56.2	13.2	200	CCUS-590

MATERIAL - COPPER IS 191
DIMENSION - d2, d1 confirm to DIN - 46235

FINISH - ELECTRO TINNED

COMET COPPER TUBULAR TERMINALS HEAVY DUTY (LONG BARREL)


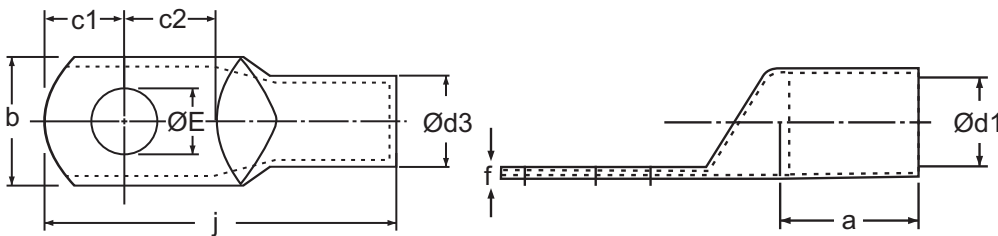


Size mm ²	ØE	a	b	c1	c2	Ød1	Ød3	f	j	COMET CAT NO.
25-8	M8	16	13	8	12	7.0	9.0	2.0	41	CCUS-282
35-8	M8	20	15	9	14	8.0	10.6	2.6	48	CCUS-283
50-8	M8	26	17	10	16	9.2	12.2	3.0	59	CCUS-284
70-10	M10	28	20	12	19	11.5	15.0	3.5	66	CCUS-285
95-12	M12	32	24	12	20	12.8	17.0	4.2	74	CCUS-286
120-12	M12	35	28	14	23	14.8	19.6	4.8	82	CCUS-287
150-12	M12	38	30	14	24	16.0	21.2	5.2	86	CCUS-288
185-12	M12	43	34	17	23	18.0	24.0	6.0	95	CCUS-289
240-16	M16	50	40	20	30	22.0	28.0	6.0	112	CCUS-290
300-16	M16	55	43	24	27	23.5	30.0	6.5	120	CCUS-291
400-20	M20	60	50	24	36	28.0	36.0	8.0	140	CCUS-292

MATERIAL: COPPER IS - 191

FINISH : ELECTRO TINNED

COMET COPPER SOLDERING TYPE TUBULAR SOCKETS (COMMERCIAL)


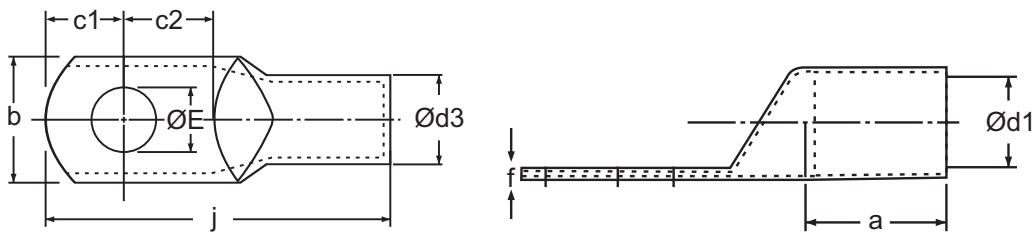


Amps	ØE	a	b	c1	c2	Ød1	Ød3	f	j	COMET CAT NO.
15	3.2	7	7	6	4	3.9	4.8	0.9	19	CSL-201
30	5.1	9	9	6	5	5.2	6.3	1.1	23	CSL-202
60	6.4	14	14	9	9	8.1	9.5	1.4	36	CSL-203
100	9.5	19	19	11	11	10.9	12.7	1.8	49	CSL-204
150	9.5	23	24	13	13	13.9	15.9	2.0	57	CSL-205
200	12.7	27	28	14	14	16.6	19.0	2.4	66	CSL-206
300	12.7	28	33	20	19	19.0	22.2	3.2	80	CSL-207
400	15.9	32	38	21	21	22.2	25.4	3.2	89	CSL-208
500	19.0	38	43	25	25	25.4	28.6	3.2	105	CSL-209
600	19.0	44	47	27	27	27.8	31.8	4.0	115	CSL-210
800	23.8	47	56	28	28	31.7	38.1	6.4	121	CSL-211
1000	23.8	56	66	42	34	38.1	44.5	6.4	152	CSL-212
1000mm ²	-	62	85	46	36	50.0	57.3	7.3	164	CSL-295

MATERIAL: COPPER IS - 191

FINISH : ELECTRO TINNED

COMET COPPER SOLDERING TYPE TUBULAR SOCKETS (AS PER CURRENT CARRYING CAPACITY)


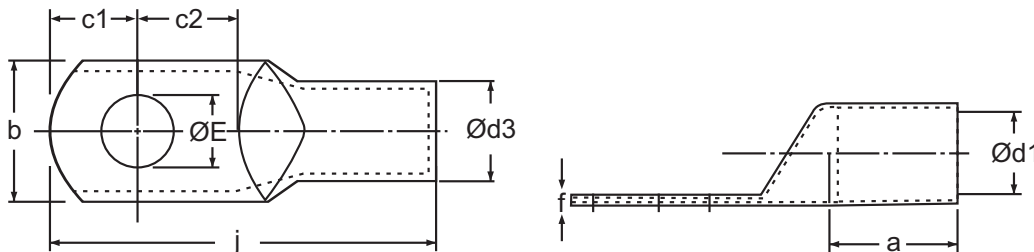


Amps	ØE	a	b	c1	c2	Ød1	Ød3	f	j	COMET CAT NO.
15	5.1	10	9	5	6	4.8	6.2	1.4	24	CBSS-6
30	7.1	13	12	6	10	6.4	8.0	1.6	33	CBSS-7
60	10.3	14	17	9	13	9.5	11.3	1.8	44	CBSS-8
100	11.9	19	21	13	14	11.9	13.9	2.0	55	CBSS-9
150	13.5	22	25	14	16	14.3	17.1	2.8	62	CBSS-10
200	13.5	29	29	17	21	16.7	19.9	3.2	78	CBSS-11
300	16.7	32	36	20	21	20.6	24.2	3.6	86	CBSS-12
400	16.7	38	41	24	24	23.8	27.8	4.0	100	CBSS-13
500	19.8	44	46	27	24	26.2	31.4	5.2	111	CBSS-14

MATERIAL: COPPER IS - 191

FINISH : ELECTRO TINNED


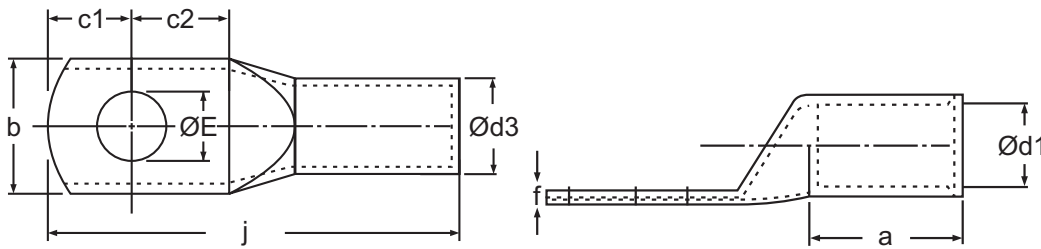
COMET COPPER SOLDERING TYPE TUBULAR SOCKETS



Size mm ²	ØE	a	b	c1	c2	Ød1	Ød3	f	j	COMET CAT NO.
6	5.5	10	9	5	6	4.4	6.0	1.6	24	CBSS-15
16	6.6	13	11	6	7	6.0	8.0	2.0	31	CBSS-16
25	9.0	13	14	10	12	7.6	10.0	2.4	41	CBSS-17
35	9.0	16	17	10	12	9.6	12.0	2.4	46	CBSS-18
50/70	11	19	23	13	14	12.0	16.6	4.6	55	CBSS-23
95	14	22	28	14	16	14.3	19.5	5.2	62	CBSS-24
120	14	29	32	18	20	16.7	22.5	5.8	78	CBSS-25
150/185	14	32	40	20	21	20.6	27.8	7.2	86	CBSS-26
240	18	38	45	24	24	23.8	31.8	7.2	100	CBSS-27
300	18	44	49	27	24	26.2	34.2	8.0	111	CBSS-28
400/500	22	48	59	30	25	31.7	40.9	9.2	121	CBSS-29
625	26	56	67	34	29	36.5	46.1	9.6	139	CBSS-30

MATERIAL: COPPER IS - 191

FINISH : ELECTRO TINNED

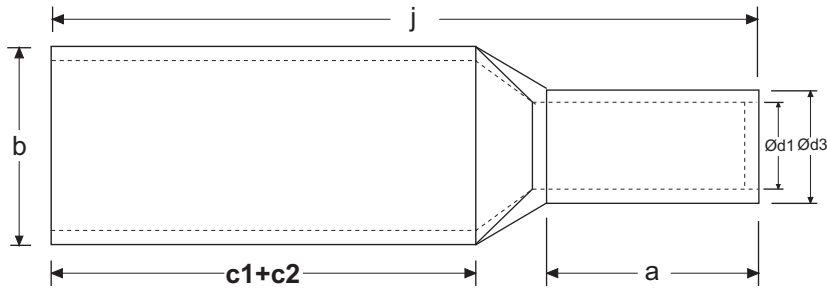


Size mm ²	ØE	a	b	c1	c2	Ød1	Ød3	f	j	COMET CAT NO.
2.5-5	M5	10.5	9	5	5	2.0	3.7	1.0	23.5	CCEB-05
4.0-6	M6	10.5	11	6	6	3.1	4.8	1.0	25.5	CCEB-06
6.0-6	M6	13.5	11	6	6	3.8	5.5	1.0	28.5	CCEB-07
10-6	M6	13.5	11	6	6	4.4	6.2	1.3	28.5	CCEB-08
16-6	M6	18.0	11	6	8	5.3	7.1	1.6	36.0	CCEB-09
25-6	M6	18.0	13	8	12	7.0	9.0	2.0	43.0	CCEB-10
35-6	M6	18.0	15	8	12	8.0	10.0	2.0	43.0	CCEB-11
35-8	M8	18.0	15	8	12	8.0	10.0	2.0	43.0	CCEB-12
50-6	M6	24.0	16	10	11	9.2	11.2	2.0	53.0	CCEB-13
50-8	M8	24.0	16	10	11	9.2	11.2	2.0	53.0	CCEB-14
50-10	M10	24.0	16	10	11	9.2	11.2	2.0	53.0	CCEB-15
70-8	M8	27.0	20	13	15	11.6	13.8	2.2	65.0	CCEB-16
70-10	M10	27.0	20	13	15	11.6	13.8	2.2	65.0	CCEB-17
70-12	M12	27.0	20	13	15	11.6	13.8	2.2	65.0	CCEB-18
95-10	M10	30.0	23	13	15	12.8	15.6	2.8	68.0	CCEB-19
95-12	M12	30.0	23	13	15	12.8	15.6	2.8	68.0	CCEB-20
120-10	M10	33.0	26	14	16	14.8	17.8	3.0	73.0	CCEB-21
120-12	M12	33.0	26	14	16	14.8	17.8	3.0	73.0	CCEB-22
120-16	M16	33.0	26	14	16	14.8	17.8	3.0	73.0	CCEB-23
150-10	M10	39.0	28	15	18	16.0	19.6	3.6	83.0	CCEB-24
150-12	M12	39.0	28	15	18	16.0	19.6	3.6	83.0	CCEB-25
150-16	M16	39.0	28	15	18	16.0	19.6	3.6	83.0	CCEB-26
185-12	M12	45.0	32	21	21	18.0	22.0	4.0	98.0	CCEB-27
185-16	M16	45.0	32	21	21	18.0	22.0	4.0	98.0	CCEB-28
225-16	M16	51.0	35	24	24	20.0	24.0	4.0	112.0	CCEB-231
240-16	M16	54.0	38	24	24	22.0	26.0	4.0	115.0	CCEB-29
240-20	M20	54.0	38	24	24	22.0	26.0	4.0	115.0	CCEB-30
300-16	M16	58.0	42	25	26	24.0	28.7	4.7	122.0	CCEB-31
300-20	M20	58.0	42	25	26	24.0	28.7	4.7	122.0	CCEB-32
400-20	M20	66.0	49	27	27	28.0	33.2	5.2	138.0	CCEB-33
500-20	M20	72.0	53	27	27	30.0	36.0	6.0	144.0	CCEB-34
630-20	M20	83.0	61	31	33	35.0	41.5	6.5	165.0	CCEB-35
800	-	98.0	67	37	38	39.0	46.3	7.3	198.0	CCEB-62
1000	-	135.0	76	45	45	43.0	53.8	10.8	255.0	CCEB-76

MATERIAL : COPPER IS - 191

FINISH : ELECTRO TINNED

COMET COPPER LONG PALM TERMINALS ENDS

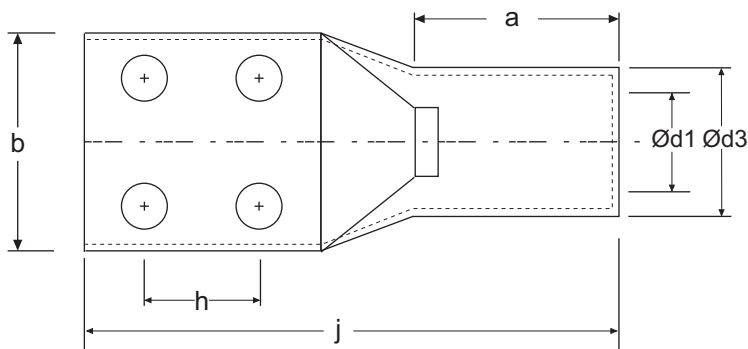


Size mm ²	a	b	c1+c2	Ød1	Ød3	f	j	COMET CAT NO.
50	16	17.8	42	9.5	12.4	2.9	64	CCUS-466
70	18	21.0	50	11.2	14.7	3.5	75	CCUS-467
95	20	25.0	52	13.5	17.4	3.9	81	CCUS-468
120	22	28.0	56	15.0	19.4	4.4	88	CCUS-469
150	26	30.0	64	16.5	21.2	4.7	101	CCUS-470
185	32	34.0	68	18.5	23.5	5.0	112	CCUS-471
240	38	30.0	80	21.0	26.5	5.5	132	CCUS-472
300	42	43.0	88	23.5	30.0	6.5	145	CCUS-473
400	44	50.0	104	28.5	36.5	8.0	166	CCUS-474
500	48	56.0	112	30.0	39.0	9.0	180	CCUS-475
630	56	65.0	130	35.0	45.0	10.0	208	CCUS-476

MATERIAL : COPPER IS - 191

FINISH : ELECTRO TINNED

COMET COPPER TERMINAL ENDS (HEAVY DUTY) FOR TRANSFORMER - 4 HOLE


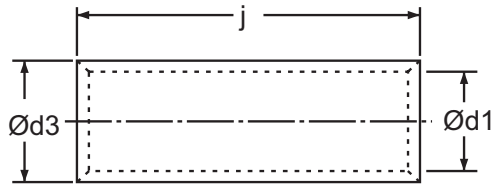


Size mm ²	ØE	a	b	Ød1	Ød3	k	h	j	COMET CAT NO.
300	8.5	42	58	23.5	30.0	17	20	115	CCUS-673
400	8.5	44	58	28.5	36.5	17	20	120	CCUS-674
500	8.5	48	58	30.0	39.0	17	20	124	CCUS-675
630	8.5	56	65	35.0	45.0	17	25	144	CCUS-676
630	10.5	56	65	35.0	45.0	17	25	144	CCUS-677
800	8.5	78	73	39.0	50.6	20	30	170	CCUS-678
1000	8.5	90	81	43.0	56.0	25	40	200	CCUS-679

MATERIAL : COPPER IS - 191

FINISH : ELECTRO TINNED

COMET COPPER TUBULAR IN-LINE CONNECTORS

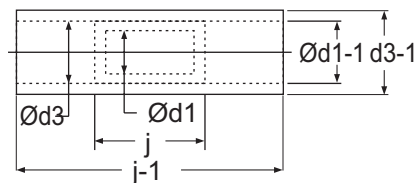


Size mm ²	Ød1	Ød3	j	COMET CAT NO.
1.5	1.6	3.2	15	CEH-453
2.5	2.4	4.0	15	CEH-454
4.0	3.1	4.8	15	CCB-3
4.6	3.5	5.5	15	CEH-455
6.0	3.8	5.5	15	CCB-4
10	4.5	6.2	20	CEH-460
16	5.4	7.1	20	CCB-6
25	6.8	8.8	32	CCB-24
35	8.2	10.6	36	CCB-25
50	9.5	12.4	40	CCB-26
70	11.2	14.7	40	CCB-51
95	13.5	17.4	45	CCB-52
120	15.0	19.4	45	CCB-53
150	16.5	21.2	55	CCB-54
185	18.5	23.5	65	CCB-55
240	21.0	26.5	80	CCB-56
300	23.5	30.0	85	CCB-57
400	26.8	34.8	90	CCB-58
500	30.0	39.0	100	CCB-59
630	35.0	45.0	110	CCB-61
800	39.0	50.6	150	CCB-42
1000	43.0	56.2	170	CCB-43

MATERIAL : COPPER IS - 191

FINISH : ELECTRO TINNED

COMET COPPER TUBULAR IN-LINE CONNECTORS (INSULATED)

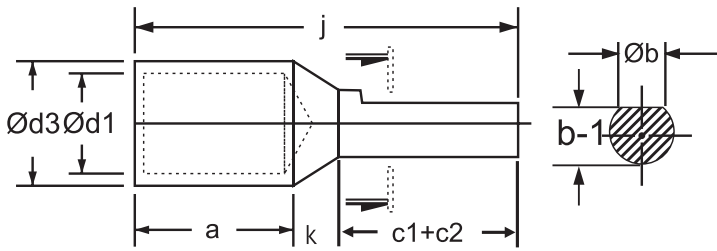


Size mm ²	Ød1	Ød3	Ød1-1	Ød3-1	j-1	j	COMET CAT NO.
1.5	1.6	3.2	3.3	4.9	25	15	CEHI-463
2.5	2.4	4.0	4.1	5.5	25	15	CEHI-464
4-6	3.5	5.5	5.6	7.2	27	15	CEHI-465

MATERIAL : COPPER IS - 191

FINISH : ELECTRO TINNED

COMET COPPER REDUCER TERMINALS (WIRE PIN)

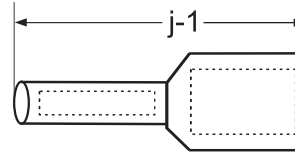

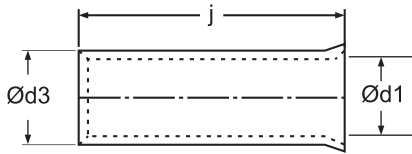


Size mm ²	Ød1	Ød3	Øb	b-1	a	k	c1+c2	j	COMET CAT NO.
2.5	2.5	4.7	4.5	4.0	6	4	10	20	CWPC-1
2.5	2.5	4.7	3.8	3.3	6	4	10	20	CWPC-7
4	2.8	4.7	4.5	4.0	6	4	10	20	CWPC-15
4	2.8	4.7	3.8	3.3	6	4	10	20	CWPC-16
6	3.1	4.7	4.5	4.0	6	4	10	20	CWPC-17
6	3.1	4.7	3.8	3.3	6	4	10	20	CWPC-18
10	3.8	5.5	4.5	4.0	9	4	10	23	CWPC-19
10	3.8	5.5	3.8	3.3	9	4	10	23	CWPC-20
10	4.4	6.2	4.5	4.0	9	4	10	23	CWPC-21
10	4.4	6.2	3.8	3.3	9	4	10	23	CWPC-22
16	5.3	7.1	6.0	5.5	12	5	15	32	CWPC-23
16	5.3	7.1	6.0	5.5	12	5	20	37	CWPC-24
16	5.3	7.1	3.8	3.3	12	5	13	30	CWPC-2
25	7.0	9.0	6.0	5.5	12	5	15	32	CWPC-25
25	7.0	9.0	7.5	6.5	12	5	20	37	CWPC-3
35	8.0	10.0	7.5	6.5	12	5	20	37	CWPC-4
50	9.2	11.2	7.5	6.5	16	5	20	41	CWPC-26
50	10.4	14.0	14.0	13.0	18	7	24	49	CWPC-5
70	11.5	13.8	7.5	6.5	18	5	20	43	CWPC-27
70	11.5	13.8	11.5	10.5	18	5	25	48	CWPC-6
70	11.5	13.8	11.5	10.5	18	5	32	55	CWPC-28
95	12.8	15.6	11.5	10.5	20	6	25	51	CWPC-29
95	12.8	15.6	15.6	14.0	20	6	27	53	CWPC-8
95	12.8	15.6	7.5	6.5	20	6	22	48	CWPC-31
95	12.8	15.6	12.8	11.8	20	6	32	58	CWPC-32
120	14.8	17.8	11.5	10.5	22	6	25	53	CWPC-33
120	14.8	17.8	7.5	6.5	22	6	22	50	CWPC-34
120	14.8	17.8	11.5	10.5	22	6	32	60	CWPC-35
120	14.8	17.8	15.6	14.0	22	6	32	60	CWPC-36
150	16.0	19.6	15.6	14.0	26	6	32	64	CWPC-10
150	16.0	19.6	11.5	10.5	26	6	32	64	CWPC-37
185	18.0	22.0	15.6	14.0	32	6	32	70	CWPC-30
185	18.0	22.0	11.5	10.5	32	6	32	70	CWPC-38
225	20.0	26.0	15.6	14.0	38	8	32	78	CWPC-39
225	20.0	26.0	21.0	18.0	38	8	42	88	CWPC-46
225	20.0	26.0	16.0	15.0	38	8	42	88	CWPC-42
240	22.0	26.0	16.0	15.0	38	8	42	88	CWPC-44
240	22.0	26.0	15.6	14.0	38	8	32	78	CWPC-43
300	24.0	28.7	16.0	15.0	42	8	42	92	CWPC-45
300	24.0	28.7	15.6	14.0	42	8	32	82	CWPC-47
400	27.0	33.2	15.6	14.0	46	12	32	90	CWPC-101

MATERIAL : COPPER IS - 191

FINISH : ELECTRO TINNED

COMET END SEALING FERRULES (NON-INSULATED & INSULATED)



NON - INSULATED

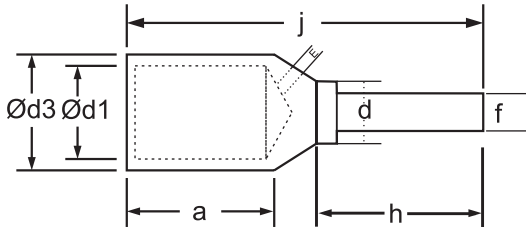
INSULATED

Size mm ²	Ød1	Ød3	j	COMET CAT NO.	j-1	COMET CAT NO.
0.5	1.0-1.1	1.4-1.5	6	CEH-508	12	CEHI-508
0.75	1.4-1.5	1.8-1.9	6	CEH-509	12	CEHI-509
1.0	1.6-1.7	2.0-2.1	6	CEH-510	12	CEHI-510
1.0	1.6-1.7	2.0-2.1	10	CEH-511	16	CEHI-511
1.5	1.8-1.9	2.2-2.3	8	CEH-512	14	CEHI-512
1.5	1.8-1.9	2.2-2.3	10	CEH-513	16	CEHI-513
2.5	2.3-2.4	2.7-2.8	8	CEH-514	14	CEHI-514
2.5	2.3-2.4	2.7-2.8	12	CEH-515	18	CEHI-515
4.0	2.8-2.9	3.2-3.3	10	CEH-516	16	CEHI-516
4.0	2.8-2.9	3.2-3.3	12	CEH-517	18	CEHI-517
6.0	3.7-3.8	4.1-4.2	10	CEH-518	18	CEHI-518
6.0	3.7-3.8	4.1-4.2	12	CEH-519	20	CEHI-519
6.0	3.7-3.8	4.1-4.2	15	CEH-520	23	CEHI-520
10	4.6-4.7	5.0-5.1	12	CEH-521	22	CEHI-521
10	4.6-4.7	5.0-5.1	15	CEH-522	25	CEHI-522
10	4.6-4.7	5.0-5.1	18	CEH-523	28	CEHI-523
16	5.9-6.0	6.3-6.4	12	CEH-524	24	CEHI-524
16	5.9-6.0	6.3-6.4	15	CEH-525	27	CEHI-525
16	5.9-6.0	6.3-6.4	18	CEH-526	30	CEHI-526

MATERIAL : COPPER IS - 191

FINISH : ELECTRO TINNED

COMET REDUCER TYPE SOLDERING BRASS TERMINALS (FOR AL CONDUCTORS SUITABLE ON THE BASIS OF CURRENT & CROSS SECTION)


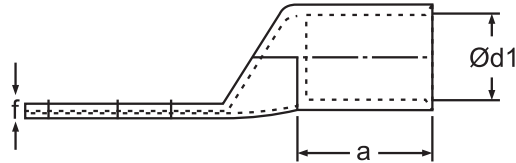
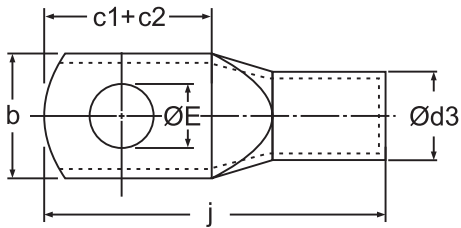


Amps/mm ²	ØE	Ød1	Ød3	d	f	a	h	j	COMET CAT NO.
15	1.6	5.2	8.0	4.5	4.0	9	13	27	CWPB-1440
30	2.4	8.0	11.2	6.4	5.5	11	17	35	CWPB-1441
60	3.2	11.1	15.9	9.0	7.0	18	22	50	CWPB-1442
100	3.2	14.2	19.0	12.7	9.5	22	25	57	CWPB-1443
150	3.2	17.4	22.2	14.2	11.0	25	34	70	CWPB-1444
200	3.2	20.6	25.4	16.7	13.5	25	34	70	CWPB-1445
300	3.2	23.8	28.6	17.5	15.9	27	38	73	CWPB-1446
50	3.2	11.1	15.9	7.0	5.5	19	27	52	CWPB-1447
70	3.2	14.2	19.0	9.5	7.0	22	22	50	CWPB-1448
150	3.2	20.6	25.4	15.8	7.0	28	22	58	CWPB-1449
150	3.2	20.6	25.4	15.8	11.1	25	32	63	CWPB-1450
300	3.2	26.2	31.8	22.0	11.1	28	22	58	CWPB-1451
300	3.2	26.2	31.8	22.0	15.9	25	35	66	CWPB-1452
300	3.2	25.4	28.6	20.6	15.9	25	38	69	CWPB-1703
400	3.2	31.8	36.5	23.8	19.0	28	38	72	CWPB-1704

MATERIAL: BRASS

FINISH: ELECTRO TINNED

COMET ALUMINIUM TUBULAR TERMINALS

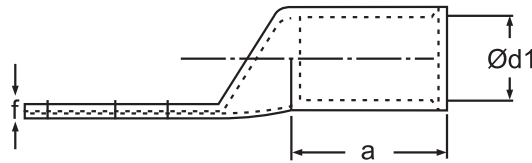
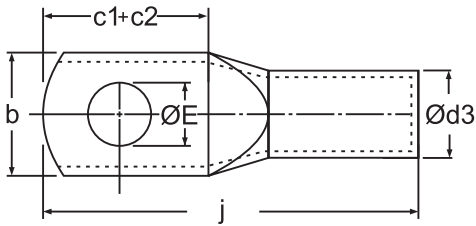


Size mm ²	ØE	a	b	c1+c2	Ød1	Ød3	f	j	COMET CAT NO.
2.5-3	M3	7	7.0	8	2.0	5.5	3.5	18	CALS-151
2.5-3.5	M3.5	7	7.0	8	2.6	5.5	2.9	18	CALS-309
4-4	M4	7	7.0	8	2.9	5.5	2.6	18	CALS-155
4-5	M5	7	12.0	13	2.9	5.5	1.2	24	CALS-317
6-5	M5	7	8.0	13	3.5	5.5	2.0	24	CALS-158
6-6	M6	7	12.0	13	3.5	5.5	1.1	24	CALS-313
10-6	M6	9	10.0	17	4.4	7.4	2.8	30	CALS-214
10-8	M8	9	15.0	17	4.4	7.4	1.8	30	CALS-215
16-6	M6	13	11.0	20	5.4	8.3	2.9	37	CALS-252
16-8	M8	13	11.0	20	5.4	8.3	2.9	37	CALS-216
16-10	M10	13	18.0	20	5.4	8.3	1.8	37	CALS-217
25-8	M8	16	14.0	21	7.0	10.0	3.0	44	CALS-218
25-10	M10	16	20.0	21	7.0	10.0	1.7	44	CALS-219
25-12	M12	16	20.0	21	7.0	10.0	1.7	44	CALS-220
35-8	M8	18	15.0	22	8.0	10.8	2.8	47	CALS-221
35-10	M10	18	20.0	22	8.0	10.8	2.1	47	CALS-222
50-8	M8	22	18.0	24	9.3	13.0	3.7	54	CALS-255
50-10	M10	22	23.0	24	9.3	13.0	2.8	54	CALS-312
50-12	M12	22	23.0	24	9.3	13.0	2.8	54	CALS-224
70-8	M8	26	22.0	26	11.6	16.0	4.4	60	CALS-256
70-10	M10	26	22.0	26	11.6	16.0	4.4	60	CALS-225
70-12	M12	26	22.0	26	11.6	16.0	4.4	60	CALS-226
95-10	M10	28	25.0	28	12.9	17.1	4.2	64	CALS-227
95-12	M12	28	25.0	28	12.9	17.1	4.2	64	CALS-228
95-16	M16	28	25.0	28	12.9	17.1	4.2	64	CALS-229
120-10	M10	32	28.0	30	14.8	19.6	4.8	73	CALS-257
120-12	M12	32	28.0	30	14.8	19.6	4.8	73	CALS-230
120-16	M16	32	28.0	30	14.8	19.6	4.8	73	CALS-231
150-10	M10	34	31.0	34	16.1	21.2	5.1	79	CALS-258
150-12	M12	34	31.0	34	16.1	21.2	5.1	79	CALS-232
150-16	M16	34	31.0	34	16.1	21.2	5.1	79	CALS-233
185-10	M10	36	34.0	36	18.0	23.7	5.7	84	CALS-311
185-12	M12	36	34.0	36	18.0	23.7	5.7	84	CALS-234
185-16	M16	36	34.0	36	18.0	23.7	5.7	84	CALS-235
225-12	M12	40	39.0	40	20.6	27.0	6.4	94	CALS-320
240-12	M12	44	40.0	44	22.0	28.0	6.0	102	CALS-236
240-16	M16	44	40.0	44	22.0	28.0	6.0	102	CALS-237
300-16	M16	47	45.7	54	24.0	31.0	7.0	115	CALS-300
300-20	M20	47	45.7	54	24.0	31.0	7.0	115	CALS-259
400-20	M20	56	51.0	61	28.0	36.0	8.0	130	CALS-260
500-20	M20	60	58.0	65	30.0	41.0	11.0	140	CALS-296
630-20	M20	69	66.0	69	35.0	46.0	11.0	154	CALS-261
800	-	77	73.0	78	39.0	51.0	12.0	180	CALS-318
1000	-	100	81.0	90	43.5	57.0	13.5	220	CALS-319

MATERIAL : ALUMINIUM IS - 5082
CONFORMS : IS - 8309

FINISH : NATURAL

COMET ALUMINIUM TUBULAR TERMINALS LONG BARREL


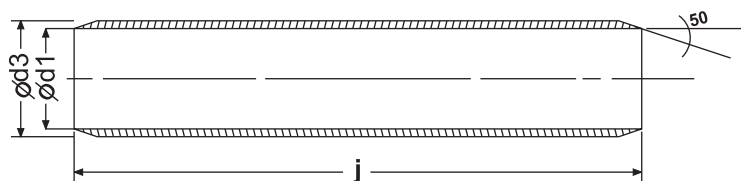


Size mm ²	ØE	a	b	c1+c2	Ød1	Ød3	f	j	COMET CAT NO.
2.5-3	M3	10.5	7.0	8	2.0	5.5	3.5	21.5	CALS-551
2.5-3.5	M3.5	10.5	7.0	8	2.6	5.5	2.9	21.5	CALS-509
4-4	M4	10.5	7.0	8	2.9	5.5	2.6	21.5	CALS-555
4-5	M5	10.5	12.0	13	2.9	5.5	1.2	27.5	CALS-617
6-5	M5	10.5	8.0	13	3.5	5.5	2.0	27.5	CALS-658
6-6	M6	10.5	12.0	13	3.5	5.5	1.1	27.5	CALS-513
10-6	M6	13.5	10.0	17	4.4	7.4	2.8	34.5	CALS-514
10-8	M8	13.5	15.0	17	4.4	7.4	1.8	34.5	CALS-515
16-6	M6	19.5	11.0	20	5.4	8.3	2.9	43.5	CALS-552
16-8	M8	19.5	11.0	20	5.4	8.3	2.9	43.5	CALS-516
16-10	M10	19.5	18.0	20	5.4	8.3	1.8	43.5	CALS-517
25-8	M8	24.0	14.0	21	7.0	10.0	3.0	52.0	CALS-518
25-10	M10	24.0	20.0	21	7.0	10.0	1.7	52.0	CALS-519
25-12	M12	24.0	20.0	21	7.0	10.0	1.7	52.0	CALS-520
35-8	M8	27.0	15.0	22	8.0	10.8	2.8	56.0	CALS-521
35-10	M10	27.0	20.0	22	8.0	10.8	2.1	56.0	CALS-522
50-8	M8	33.0	18.0	24	9.3	13.0	3.7	65.0	CALS-655
50-10	M10	33.0	23.0	24	9.3	13.0	2.8	65.0	CALS-512
50-12	M12	33.0	23.0	24	9.3	13.0	2.8	65.0	CALS-524
70-8	M8	39.0	22.0	26	11.6	16.0	4.4	73.0	CALS-556
70-10	M10	39.0	22.0	26	11.6	16.0	4.4	73.0	CALS-525
70-12	M12	39.0	22.0	26	11.6	16.0	4.4	73.0	CALS-526
95-10	M10	42.0	25.0	28	12.9	17.1	4.2	78.0	CALS-527
95-12	M12	42.0	25.0	28	12.9	17.1	4.2	78.0	CALS-528
95-16	M16	42.0	25.0	28	12.9	17.1	4.2	78.0	CALS-529
120-10	M10	48.0	28.0	30	14.8	19.6	4.8	89.0	CALS-557
120-12	M12	48.0	28.0	30	14.8	19.6	4.8	89.0	CALS-530
120-16	M16	48.0	28.0	30	14.8	19.6	4.8	89.0	CALS-531
150-10	M10	51.0	31.0	34	16.1	21.2	5.1	96.0	CALS-558
150-12	M12	51.0	31.0	34	16.1	21.2	5.1	96.0	CALS-532
150-16	M16	51.0	31.0	34	16.1	21.2	5.1	96.0	CALS-533
185-10	M10	54.0	34.0	36	18.0	23.7	5.7	102.0	CALS-511
185-12	M12	54.0	34.0	36	18.0	23.7	5.7	102.0	CALS-534
185-16	M16	54.0	34.0	36	18.0	23.7	5.7	102.0	CALS-535
225-12	M12	60.0	39.0	40	20.6	27.0	6.4	114.0	CALS-620
240-12	M12	66.0	40.0	44	22.0	28.0	6.0	124.0	CALS-536
240-16	M16	66.0	40.0	44	22.0	28.0	6.0	124.0	CALS-537
300-16	M16	70.5	45.7	54	24.0	31.0	7.0	138.5	CALS-500
300-20	M20	70.5	45.7	54	24.0	31.0	7.0	138.5	CALS-559
400-20	M20	84.0	51.0	61	28.0	36.0	8.0	158.0	CALS-560
500-20	M20	90.0	58.0	65	30.0	41.0	11.0	170.0	CALS-596
630-20	M20	103.5	66.0	69	35.0	46.0	11.0	188.5	CALS-561
800	-	115.5	73.0	78	39.0	51.0	12.0	218.5	CALS-618
1000	-	150.0	81.0	90	43.5	57.0	13.5	270.0	CALS-619

MATERIAL : ALUMINIUM IS - 5082

FINISH : NATURAL

COMET ALUMINIUM FERRULES FOR AL- XLPE CONDUCTORS


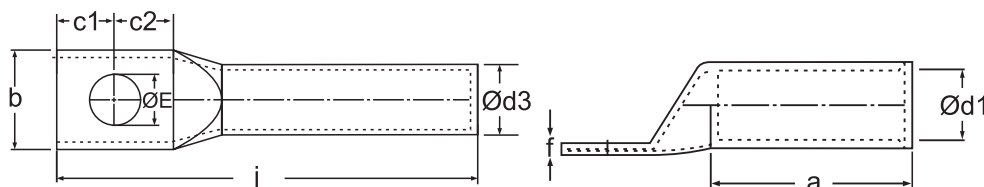


Size mm ²	Ød1	Ød3	j	COMET CAT NO.
25	7.2	9.6	82	CALS-XL1
35	8.3	11.1	90	CALS-XL2
50	10.1	13.5	100	CALS-XL3
70	10.2	14.5	104	CALS-XL4
95	12.0	16.9	108	CALS-XL5
120	13.7	19.0	112	CALS-XL6
150	15.1	21.1	116	CALS-XL7
185	16.6	23.9	128	CALS-XL8
225	18.6	26.1	136	CALS-XL9
240	19.3	27.2	148	CALS-XL10
300	21.8	30.2	160	CALS-XL11
400	25.0	34.8	182	CALS-XL12
500	28.2	39.1	190	CALS-XL13
630	31.7	44.4	200	CALS-XL14
800	35.7	49.5	225	CALS-XL15
1000	41.0	56.0	250	CALS-XL16

MATERIAL : ALUMINIUM IS - 5082

FINISH : NATURAL

COMET ALUMINIUM TERMINALS FOR AL- XLPE CONDUCTORS


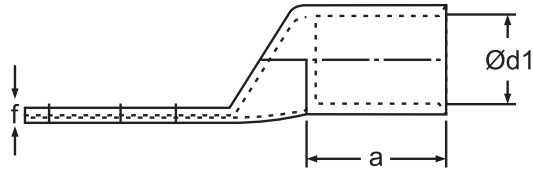
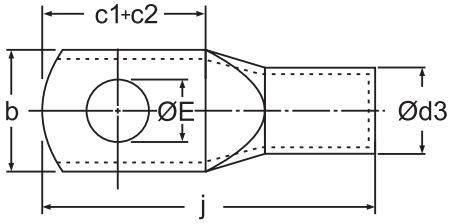


Size mm ²	ØE	Ød1	Ød3	b	f	a	c2	c1	j	COMET CAT NO.
25	8.2	7.2	9.6	14.0	2.4	41	12	9	69	CALS-XL17
35	8.2	8.3	11.1	16.0	2.8	50	11	11	79	CALS-XL18
50	10.2	10.1	13.5	19.5	3.4	49	13	11	81	CALS-XL19
70	10.2	10.2	14.5	20.5	4.3	62	13	13	96	CALS-XL20
95	12.7	12.0	16.9	23.5	4.9	73	14	14	109	CALS-XL21
120	12.7	13.7	19.0	26.5	5.3	73	15	15	114	CALS-XL22
150	12.7	15.1	21.1	29.5	6.1	83	17	17	128	CALS-XL23
185	12.7	16.6	23.9	33.0	7.3	83	18	18	131	CALS-XL24
225	12.7	18.6	26.1	36.0	7.5	86	20	20	140	CALS-XL25
240	12.7	19.3	27.2	37.5	7.9	86	22	22	144	CALS-XL26
300	20.3	21.8	30.2	42.0	8.4	89	27	27	157	CALS-XL27
400	20.3	25.0	34.8	48.0	9.8	113	30	30	187	CALS-XL28
500	20.3	28.2	39.1	54.0	10.9	125	32	32	205	CALS-XL29
630	20.3	31.7	44.4	61.0	12.7	140	34	34	225	CALS-XL30
800	-	35.7	49.5	68.0	13.8	147	39	39	250	CALS-XL31
1000	-	41.0	56.0	77.5	15.0	160	45	45	280	CALS-XL32

MATERIAL : ALUMINIUM IS - 5082

FINISH : NATURAL


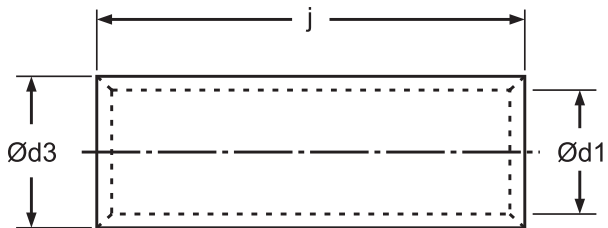
COMET BI-METALLIC TUBULAR TERMINALS



Size mm ²	ØE	a	b	c1+c2	Ød1	Ød3	f	j	COMET CAT NO.
2.5-3	M3	7	7.0	8	2.0	5.5	3.5	18	CBL-151
2.5-3.5	M3.5	7	7.0	8	2.6	5.5	2.9	18	CBL-309
4-4	M4	7	7.0	8	2.9	5.5	2.6	18	CBL-155
4-5	M5	7	12.0	13	2.9	5.5	1.2	24	CBL-317
6-5	M5	7	8.0	13	3.5	5.5	2.0	24	CBL-158
6-6	M6	7	12.0	13	3.5	5.5	1.1	24	CBL-313
10-6	M6	9	10.0	17	4.4	7.4	2.8	30	CBL-214
10-8	M8	9	15.0	17	4.4	7.4	1.8	30	CBL-215
16-6	M6	13	11.0	20	5.4	8.3	2.9	37	CBL-252
16-8	M8	13	11.0	20	5.4	8.3	2.9	37	CBL-216
16-10	M10	13	18.0	20	5.4	8.3	1.8	37	CBL-217
25-8	M8	16	14.0	21	7.0	10.0	3.0	44	CBL-218
25-10	M10	16	20.0	21	7.0	10.0	1.7	44	CBL-219
25-12	M12	16	20.0	21	7.0	10.0	1.7	44	CBL-220
35-8	M8	18	15.0	22	8.0	10.8	2.8	47	CBL-221
35-10	M10	18	20.0	22	8.0	10.8	2.1	47	CBL-222
50-8	M8	22	18.0	24	9.3	13.0	3.7	54	CBL-255
50-10	M10	22	23.0	24	9.3	13.0	2.8	54	CBL-312
50-12	M12	22	23.0	24	9.3	13.0	2.8	54	CBL-224
70-8	M8	26	22.0	26	11.6	16.0	4.4	60	CBL-256
70-10	M10	26	22.0	26	11.6	16.0	4.4	60	CBL-225
70-12	M12	26	22.0	26	11.6	16.0	4.4	60	CBL-226
95-10	M10	28	25.0	28	12.9	17.1	4.2	64	CBL-227
95-12	M12	28	25.0	28	12.9	17.1	4.2	64	CBL-228
95-16	M16	28	25.0	28	12.9	17.1	4.2	64	CBL-229
120-10	M10	32	28.0	30	14.8	19.6	4.8	73	CBL-257
120-12	M12	32	28.0	30	14.8	19.6	4.8	73	CBL-230
120-16	M16	32	28.0	30	14.8	19.6	4.8	73	CBL-231
150-10	M10	34	31.0	34	16.1	21.2	5.1	79	CBL-258
150-12	M12	34	31.0	34	16.1	21.2	5.1	79	CBL-232
150-16	M16	34	31.0	34	16.1	21.2	5.1	79	CBL-233
185-10	M10	36	34.0	36	18.0	23.7	5.7	84	CBL-231
185-12	M12	36	34.0	36	18.0	23.7	5.7	84	CBL-234
185-16	M16	36	34.0	36	18.0	23.7	5.7	84	CBL-235
225-12	M12	40	39.0	40	20.6	27.0	6.4	94	CBL-320
240-12	M12	44	40.0	44	22.0	28.0	6.0	102	CBL-236
240-16	M16	44	40.0	44	22.0	28.0	6.0	102	CBL-237
300-16	M16	47	45.7	54	24.0	31.0	7.0	115	CBL-300
300-20	M20	47	45.7	54	24.0	31.0	7.0	115	CBL-259
400-20	M20	56	51.0	61	28.0	36.0	8.0	130	CBL-260
500-20	M20	60	58.0	65	30.0	41.0	11.0	140	CBL-296
630-20	M20	69	66.0	69	35.0	46.0	11.0	154	CBL-261
800	-	77	73.0	78	39.0	51.0	12.0	180	CBL-318
1000	-	100	81.0	90	43.5	57.0	13.5	220	CBL-319

MATERIAL : ALUMINIUM IS - 5082

FINISH : ELECTRO TINNED
(COPPER COATED)

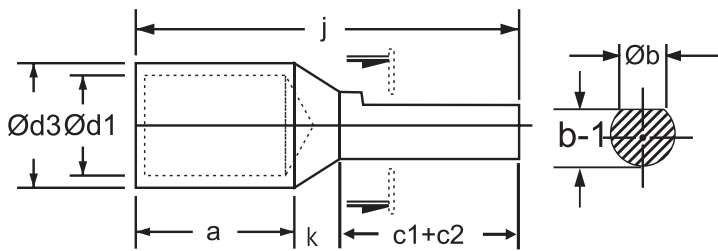


Size mm ²	Ød1	Ød3	j	COMET CAT NO.
2.5	2.6	5.5	16	CALS-6
4.0	2.9	5.5	16	CALS-5
6.0	3.5	5.5	16	CALS-13
10	4.4	7.4	20	CALS-14
16	5.4	8.3	26	CALS-4
25	7.0	10.0	35	CALS-3
35	8.0	10.8	40	CALS-2
50	9.3	13.0	45	CALS-12
70	11.6	16.0	55	CALS-1
95	12.9	17.1	60	CALS-15
120	14.8	19.6	65	CALS-9
150	16.1	21.2	70	CALS-10
185	18.0	23.7	75	CALS-11
225	20.6	27.0	85	CALS-147
240	22.0	28.0	90	CALS-16
300	24.0	31.0	100	CALS-17
400	28.0	36.0	115	CALS-18
500	30.0	41.0	125	CALS-19
630	35.0	46.0	140	CALS-20
800	39.0	51.0	160	CALS-148
1000	43.5	57.0	210	CALS-149

MATERIAL : ALUMINIUM IS - 5082

FINISH : NATURAL

COMET ALUMINIUM REDUCER TERMINALS (WIRE PIN)

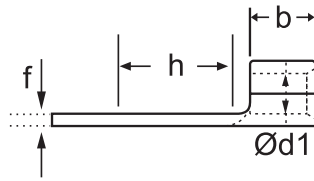
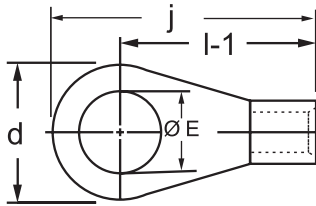


Size mm ²	Ød1	Ød3	Øb	b-1	a	k	c1+c2	j	COMET CAT NO.
2.5	2.0	5.5	4.5	4.0	7	4	10	21	CAWP-1
2.5	2.6	5.5	3.8	3.3	7	4	10	21	CAWP-7
4	2.9	5.5	4.5	4.0	7	4	10	21	CAWP-15
4	2.9	5.5	3.8	3.3	7	4	10	21	CAWP-16
6	3.5	5.5	4.5	4.0	7	4	10	21	CAWP-17
6	3.5	5.5	3.8	3.3	7	4	10	21	CAWP-18
10	3.8	7.4	4.5	4.0	9	4	10	23	CAWP-19
10	3.8	7.4	3.8	3.3	9	4	10	23	CAWP-20
10	4.4	7.4	4.5	4.0	9	4	10	23	CAWP-21
10	4.4	7.4	3.8	3.3	9	4	10	23	CAWP-22
16	5.4	8.3	6.0	5.5	13	5	15	33	CAWP-23
16	5.4	8.3	6.0	5.5	13	5	20	38	CAWP-24
16	5.4	8.3	3.8	3.3	13	5	13	31	CAWP-2
25	7.0	10.0	6.0	5.5	16	5	15	36	CAWP-25
25	7.0	10.0	7.5	6.5	16	5	20	41	CAWP-3
35	8.0	10.8	7.5	6.5	18	5	20	43	CAWP-4
50	9.3	13.0	7.5	6.5	22	5	20	47	CAWP-26
50	10.4	14.0	14.0	13.0	22	7	24	53	CAWP-5
70	11.6	16.0	7.5	6.5	26	5	20	51	CAWP-27
70	11.6	16.0	11.5	10.5	26	5	25	56	CAWP-6
70	11.6	16.0	11.5	10.5	26	5	32	63	CAWP-28
95	12.9	17.1	11.5	10.5	28	6	25	59	CAWP-29
95	12.9	17.1	15.6	14.0	28	6	27	61	CAWP-8
95	12.9	17.1	7.5	6.5	28	6	22	56	CAWP-31
95	12.9	17.1	12.8	11.8	28	6	32	66	CAWP-32
120	14.8	19.6	11.5	10.5	32	6	25	63	CAWP-33
120	14.8	19.6	7.5	6.5	32	6	22	60	CAWP-34
120	14.8	19.6	11.5	10.5	32	6	32	70	CAWP-35
120	14.8	19.6	15.6	14.0	32	6	32	70	CAWP-36
150	16.1	21.2	15.6	14.0	34	6	32	72	CAWP-10
150	16.1	21.2	11.5	10.5	34	6	32	72	CAWP-37
185	18.0	23.7	15.6	14.0	36	6	32	74	CAWP-30
185	18.0	23.7	11.5	10.5	36	6	32	74	CAWP-38
225	20.6	27.0	15.6	14.0	40	8	32	80	CAWP-39
225	20.6	27.0	21.0	18.0	40	8	42	90	CAWP-46
225	20.6	27.0	16.0	15.0	40	8	42	90	CAWP-42
240	22.0	28.0	16.0	15.0	44	8	42	94	CAWP-44
240	22.0	28.0	15.6	14.0	44	8	32	84	CAWP-43
300	24.0	31.0	16.0	15.0	47	8	42	97	CAWP-45
300	24.0	31.0	15.6	14.0	47	8	32	87	CAWP-47

MATERIAL : ALUMINIUM IS - 5082

FINISH : NATURAL

COMET RING TERMINALS (NON-INSULATED)

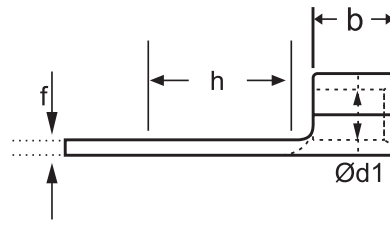
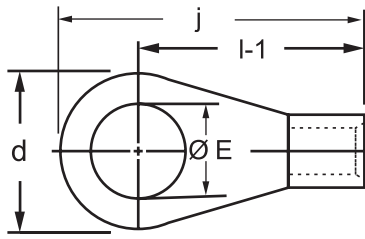


Size mm ²	ØE	Ød1	d	b	h	l-1	j	f	COMET CAT NO.
1.5	M2	1.6	6.0	5	4.0	11.0	14.0	0.8	CRS-7103
1.5	M2.5	1.6	6.0	5	4.0	11.0	14.0	0.8	CRS-7000
1.5	M3	1.6	6.0	5	4.0	11.0	14.0	0.8	CRS-7001
1.5	M3.5	1.6	6.0	5	4.0	11.0	14.0	0.8	CRS-7002
1.5	M4	1.6	6.0	5	4.0	11.0	14.0	0.8	CRS-7003
1.5	M3	1.6	6.8	5	3.6	9.6	13.0	0.8	CRS-7153
1.5	M3.5	1.6	6.8	5	3.6	9.6	13.0	0.8	CRS-7048
1.5	M4	1.6	6.8	5	3.6	9.6	13.0	0.8	CRS-7049
1.5	M3	1.6	8.0	5	5.0	12.0	16.0	0.8	CRS-7104
1.5	M4	1.6	8.0	5	5.0	12.0	16.0	0.8	CRS-7004
1.5	M5	1.6	8.0	5	5.0	12.0	16.0	0.8	CRS-7005
1.5	M4	1.6	7.0	5	5.0	11.0	14.5	0.8	CRS-7154
1.5	M4	1.6	10.0	5	6.0	13.0	18.0	0.8	CRS-7105
1.5	M5	1.6	10.0	5	6.0	13.0	18.0	0.8	CRS-7006
1.5	M6	1.6	10.0	5	6.0	13.0	18.0	0.8	CRS-7007
1.5	M6	1.6	12.0	5	6.0	12.0	18.0	0.8	CRS-7106
2.5	M3	2.3	6.5	5	3.5	9.5	12.7	0.8	CRS-7107
2.5	M3.5	2.3	6.5	5	3.5	9.5	12.7	0.8	CRS-7008
2.5	M3.5	2.3	8.0	5	5.0	12.0	16.0	0.8	CRS-7108
2.5	M4	2.3	8.0	5	5.0	12.0	16.0	0.8	CRS-7009
2.5	M5	2.3	8.0	5	5.0	12.0	16.0	0.8	CRS-7010
2.5	M5	2.3	10.0	5	7.0	13.0	18.0	0.8	CRS-7109
2.5	M6	2.3	10.0	5	7.0	13.0	18.0	0.8	CRS-7011
2.5	M5	2.3	12.0	5	9.0	16.0	22.0	0.8	CRS-7110
2.5	M6	2.3	12.0	5	9.0	16.0	22.0	0.8	CRS-7012
2.5	M8	2.3	12.0	5	9.0	16.0	22.0	0.8	CRS-7013
2.5	M6	2.3	16.0	5	10.0	17.0	25.0	0.8	CRS-7111
2.5	M8	2.3	16.0	5	10.0	17.0	25.0	0.8	CRS-7014
2.5	M10	2.3	16.0	5	10.0	17.0	25.0	0.8	CRS-7015
2.5	M10	2.3	18.0	5	14.0	20.0	29.0	0.8	CRS-7151
2.5	M12	2.3	18.0	5	14.0	20.0	29.0	0.8	CRS-7047
4-6	M4	3.5	8.0	6	5.0	13.0	17.0	1.0	CRS-7155
4-6	M5	3.5	8.0	6	5.0	13.0	17.0	1.0	CRS-7050
4-6	M4	3.5	10.0	6	5.0	14.0	19.0	1.0	CRS-7112
4-6	M5	3.5	10.0	6	5.0	14.0	19.0	1.0	CRS-7016
4-6	M5	3.5	8.0	6	9.8	18.8	22.8	1.0	CRS-7157
4-6	M5	3.5	12.0	6	6.0	14.0	20.0	1.0	CRS-7113
4-6	M6	3.5	12.0	6	6.0	14.0	20.0	1.0	CRS-7017
4-6	M8	3.5	12.0	6	6.0	14.0	20.0	1.0	CRS-7018
4-6	M5	3.5	12.0	6	7.0	16.0	22.0	1.0	CRS-7114
4-6	M6	3.5	12.0	6	7.0	16.0	22.0	1.0	CRS-7019
4-6	M6	3.5	14.0	6	10.5	18.5	25.5	1.0	CRS-7115
4-6	M8	3.5	14.0	6	10.5	18.5	25.5	1.0	CRS-7020
4-6	M10	3.5	14.0	6	10.5	18.5	25.5	1.0	CRS-7021
4-6	M8	3.5	16.0	6	13.0	22.0	30.0	1.0	CRS-7116
4-6	M10	3.5	16.0	6	13.0	22.0	30.0	1.0	CRS-7022
4-6	M8	3.5	18.0	6	12.0	21.0	30.0	1.0	CRS-7117
4-6	M10	3.5	18.0	6	12.0	21.0	30.0	1.0	CRS-7023
4-6	M12.5	3.5	18.0	6	12.0	21.0	30.0	1.0	CRS-7024

MATERIAL : COPPER IS - 1897

FINISH : ELECTRO TINNED

COMET RING TERMINALS (NON INSULATED)


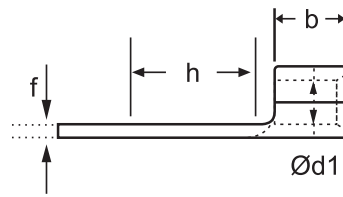
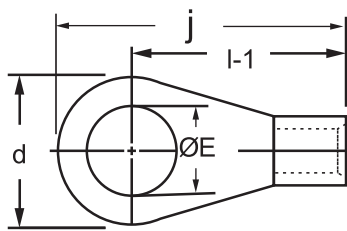


Size mm ²	ØE	Ød1	d	b	h	l-1	j	f	COMET CAT NO.
10	M4	4.3	10	8	7	17	22	1.0	CRS-7118
10	M5	4.3	10	8	7	17	22	1.0	CRS-7025
10	M4	4.3	10	8	4	15	20	1.0	CRS-7119
10	M5	4.3	10	8	4	15	20	1.0	CRS-7026
10	M6	4.3	12	8	7	17	23	1.0	CRS-7120
10	M8	4.3	16	8	7	19	27	1.0	CRS-7121
10	M8	4.3	18	8	9	21	30	1.0	CRS-7122
10	M10	4.3	18	8	9	21	30	1.0	CRS-7027
10	M10	4.3	22	8	10	23	34	1.0	CRS-7123
10	M12	4.3	22	8	10	23	34	1.0	CRS-7028
16	M5	5.6	10	10	6	19	24	1.2	CRS-7124
16	M5	5.6	12	10	6	20	26	1.2	CRS-7125
16	M6	5.6	12	10	6	20	26	1.2	CRS-7029
16	M6	5.6	16	10	8	22	30	1.2	CRS-7126
16	M8	5.6	16	10	8	22	30	1.2	CRS-7030
16	M10	5.6	16	10	8	22	30	1.2	CRS-7031
16	M8	5.6	18	10	10	24	33	1.2	CRS-7127
16	M10	5.6	18	10	10	24	33	1.2	CRS-7032
16	M10	5.6	22	10	8	24	35	1.2	CRS-7128
16	M12	5.6	22	10	8	24	35	1.2	CRS-7033
25	M6	7.5	12	11	10	25	31	1.8	CRS-7156
25	M8	7.5	12	11	10	25	31	1.8	CRS-7051
25	M6	7.5	16	11	6	22	30	1.8	CRS-7129
25	M8	7.5	16	11	6	22	30	1.8	CRS-7034
25	M10	7.5	16	11	6	22	30	1.8	CRS-7035
25	M6	7.5	16	11	10	25	33	1.8	CRS-7130
25	M8	7.5	16	11	10	25	33	1.8	CRS-7036
25	M10	7.5	18	11	9	25	34	1.8	CRS-7131
25	M10	7.5	22	11	14	31	42	1.8	CRS-7132
25	M12	7.5	22	11	14	31	42	1.8	CRS-7037
35	M6	9.0	16	12	6	23	31	1.8	CRS-7133
35	M8	9.0	16	12	6	23	31	1.8	CRS-7038
35	M8	9.0	18	12	10	27	36	1.8	CRS-7134
35	M10	9.0	18	12	10	27	36	1.8	CRS-7039
35	M10	9.0	22	12	15	31	42	1.8	CRS-7135
35	M12	9.0	22	12	15	31	42	1.8	CRS-7040
50	M8	10.5	18	16	12	34	43	1.8	CRS-7136
50	M10	10.5	18	16	12	34	43	1.8	CRS-7041
50	M10	10.5	22	16	9	32	43	1.8	CRS-7137
50	M10	10.5	24	16	14	36	48	1.8	CRS-7138
50	M12	10.5	24	16	14	36	48	1.8	CRS-7042
50	M16	10.5	32	16	15	38	54	1.8	CRS-7139
70	M10	12.0	22	18	11	36	47	2.0	CRS-7140
70	M12	12.0	22	18	11	36	47	2.0	CRS-7043
70	M12	12.0	24	18	10	36	48	2.0	CRS-7141
70	M16	12.0	28	18	16	40	54	2.0	CRS-7142

MATERIAL: COPPER IS-1897

FINISH: ELECTRO TINNED

COMET RING TERMINALS (NON INSULATED)

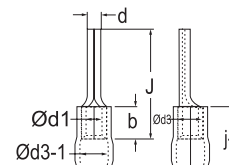
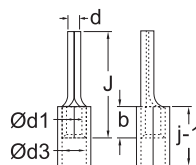

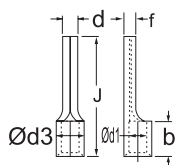


Size mm ²	ØE	Ød1	d	b	h	l-1	j	f	COMET CAT NO.
95	M10	13.5	22	20	10	35	46	2.3	CRS-7143
95	M10	13.5	24	20	12	38	50	2.3	CRS-7144
95	M12	13.5	24	20	12	38	50	2.3	CRS-7044
95	M16	13.5	28	20	17	44	58	2.3	CRS-7145
120	M12	15.0	26	22	7	39	52	2.6	CRS-7146
120	M16	15.0	32	22	19	48	64	2.6	CRS-7147
120	M20	15.0	40	22	20	52	72	2.6	CRS-7148
150	M12	16.5	34	24	16	49	66	3.6	CRS-7149
150	M16	16.5	34	24	16	49	66	3.6	CRS-7045
150	M16	16.5	40	24	20	54	74	3.6	CRS-7150
150	M20	16.5	40	24	20	54	74	3.6	CRS-7046

MATERIAL : COPPER IS - 1897

FINISH : ELECTRO TINNED

COMET PIN TERMINALS (NON-INSULATED, INSULATED & PRE-INSULATED)

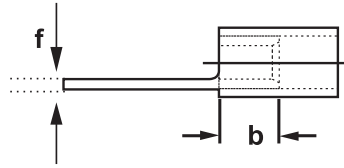
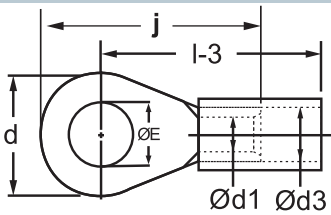


Size mm ²	NON-INSULATED						TYPE	INSULATED		PRE - INSULATED		
	Ød1	Ød3	d	b	j	f		COMET CAT NO	j-1	COMET CAT NO	d3-1	COMET CAT NO.
0.75	1.4	2.7	1.5	5	17	0.8	I	CCP-59	9.5	CCPI-60		
1.0	1.5	2.7	1.5	5	17	0.8	I	CCP-44	9.5	CCPI-45		
1.5	1.6	3.2	1.9	5	17	0.8	I	CCP-9	10	CCPI-17	3.6	CCPD-26
1.5	1.6	3.2	3.1	5	17	0.8	II	CCP-35	10	CCPI-40	3.6	CCPD-40
2.5	2.3	3.9	1.9	5	17	0.8	I	CCP-1	10	CCPI-18	4.4	CCPD-27
2.5	2.3	3.9	3.1	5	17	0.8	II	CCP-2	10	CCPI-19	4.4	CCPD-28
4.0	2.9	4.9	2.7	6	20	1.0	I	CCP-3	14	CCPI-20	6.4	CCPD-29
6.0	3.6	5.6	2.7	6	20	1.0	I	CCP-5	14	CCPI-22	6.4	CCPD-31
10	4.5	6.7	4.3	8	22	1.1	III	CCP-7	16	CCPI-24		
16	5.8	8.2	5.5	10	26	1.2	III	CCP-8	16	CCPI-25		
25	7.5	11.0	7.0	11	33	1.6	III	CCP-86				
35	9.0	12.5	7.5	12	37	1.6	III	CCP-87				
50	10.5	14.0	7.5	16	41	1.6	III	CCP-88				
70	12.0	16.0	9.3	18	46	2.0	III	CCP-89				

MATERIAL : COPPER IS - 1897

FINISH : ELECTRO TINNED

COMET RING TERMINALS (INSULATED)

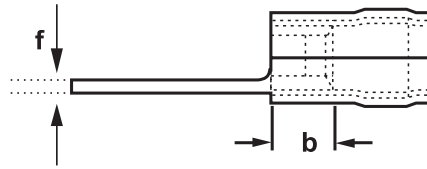
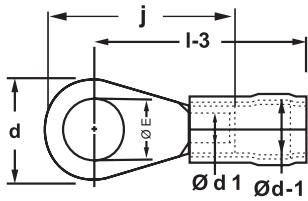


Size mm ²	ØE	Ød1	d	b	h	j	f	Ød3	l-3	COMET CAT NO
1.5	M2	1.6	6.0	5	4.0	14.0	0.8	3.2	16.0	CRSI-7052
1.5	M2.5	1.6	6.0	5	4.0	14.0	0.8	3.2	16.0	CRSI-7053
1.5	M3	1.6	6.0	5	4.0	14.0	0.8	3.2	16.0	CRSI-7054
1.5	M3.5	1.6	6.0	5	4.0	14.0	0.8	3.2	16.0	CRSI-7055
1.5	M4	1.6	6.0	5	4.0	14.0	0.8	3.2	16.0	CRSI-7056
1.5	M3	1.6	6.8	5	3.6	13.0	0.8	3.2	17.0	CRSI-7060
1.5	M3.5	1.6	6.8	5	3.6	13.0	0.8	3.2	17.0	CRSI-7061
1.5	M4	1.6	6.8	5	3.6	13.0	0.8	3.2	17.0	CRSI-7062
1.5	M3	1.6	8.0	5	5.0	16.0	0.8	3.2	14.6	CRSI-7057
1.5	M4	1.6	8.0	5	5.0	16.0	0.8	3.2	14.6	CRSI-7058
1.5	M5	1.6	8.0	5	5.0	16.0	0.8	3.2	14.6	CRSI-7059
1.5	M4	1.6	7.0	5	5.0	14.5	0.8	3.2	16.0	CRSI-7063
1.5	M4	1.6	10.0	5	6.0	18.0	0.8	3.2	18.0	CRSI-7064
1.5	M5	1.6	10.0	5	6.0	18.0	0.8	3.2	18.0	CRSI-7065
1.5	M6	1.6	10.0	5	6.0	18.0	0.8	3.2	18.0	CRSI-7066
1.5	M6	1.6	12.0	5	6.0	18.0	0.8	3.2	17.0	CRSI-7067
2.5	M3	2.3	6.5	5	3.5	12.7	0.8	3.9	14.5	CRSI-7068
2.5	M3.5	2.3	6.5	5	3.5	12.7	0.8	3.9	14.5	CRSI-7069
2.5	M3.5	2.3	8.0	5	5.0	16.0	0.8	3.9	17.0	CRSI-7070
2.5	M4	2.3	8.0	5	5.0	16.0	0.8	3.9	17.0	CRSI-7071
2.5	M5	2.3	8.0	5	5.0	16.0	0.8	3.9	17.0	CRSI-7072
2.5	M5	2.3	10.0	5	7.0	18.0	0.8	3.9	18.0	CRSI-7073
2.5	M6	2.3	10.0	5	7.0	18.0	0.8	3.9	18.0	CRSI-7074
2.5	M5	2.3	12.0	5	9.0	22.0	0.8	3.9	21.0	CRSI-7075
2.5	M6	2.3	12.0	5	9.0	22.0	0.8	3.9	21.0	CRSI-7076
2.5	M8	2.3	12.0	5	9.0	22.0	0.8	3.9	21.0	CRSI-7077
2.5	M6	2.3	16.0	5	10.0	25.0	0.8	3.9	22.0	CRSI-7078
2.5	M8	2.3	16.0	5	10.0	25.0	0.8	3.9	22.0	CRSI-7079
2.5	M10	2.3	16.0	5	10.0	25.0	0.8	3.9	22.0	CRSI-7080
2.5	M10	2.3	18.0	5	14.0	29.0	0.8	3.9	25.0	CRSI-7081
2.5	M12	2.3	18.0	5	14.0	29.0	0.8	3.9	25.0	CRSI-7082
4-6	M4	3.5	8.0	6	5.0	17.0	1.0	5.5	21.0	CRSI-7083
4-6	M5	3.5	8.0	6	5.0	17.0	1.0	5.5	21.0	CRSI-7084
4-6	M4	3.5	10.0	6	5.0	19.0	1.0	5.5	22.0	CRSI-7085
4-6	M5	3.5	10.0	6	5.0	19.0	1.0	5.5	22.0	CRSI-7086
4-6	M5	3.5	8.0	6	9.8	22.8	1.0	5.5	26.0	CRSI-7087
4-6	M5	3.5	12.0	6	6.0	20.0	1.0	5.5	22.0	CRSI-7088
4-6	M6	3.5	12.0	6	6.0	20.0	1.0	5.5	22.0	CRSI-7089
4-6	M8	3.5	12.0	6	6.0	20.0	1.0	5.5	22.0	CRSI-7090
4-6	M5	3.5	12.0	6	7.0	22.0	1.0	5.5	24.0	CRSI-7091
4-6	M6	3.5	12.0	6	7.0	22.0	1.0	5.5	24.0	CRSI-7092
4-6	M6	3.5	14.0	6	10.5	25.5	1.0	5.5	26.5	CRSI-7093
4-6	M8	3.5	14.0	6	10.5	25.5	1.0	5.5	26.5	CRSI-7094
4-6	M10	3.5	14.0	6	10.5	25.5	1.0	5.5	26.5	CRSI-7095
4-6	M8	3.5	16.0	6	13.0	30.0	1.0	5.5	30.0	CRSI-7096
4-6	M10	3.5	16.0	6	13.0	30.0	1.0	5.5	30.0	CRSI-7097
4-6	M8	3.5	18.0	6	12.0	30.0	1.0	5.5	30.0	CRSI-7098
4-6	M10	3.5	18.0	6	12.0	30.0	1.0	5.5	29.0	CRSI-7099
4-6	M12.5	3.5	18.0	6	12.0	30.0	1.0	5.5	29.0	CRSI-7100

MATERIAL : COPPER IS - 1897

FINISH : ELECTRO TINNED

COMET RING TERMINALS (PRE-INSULATED)

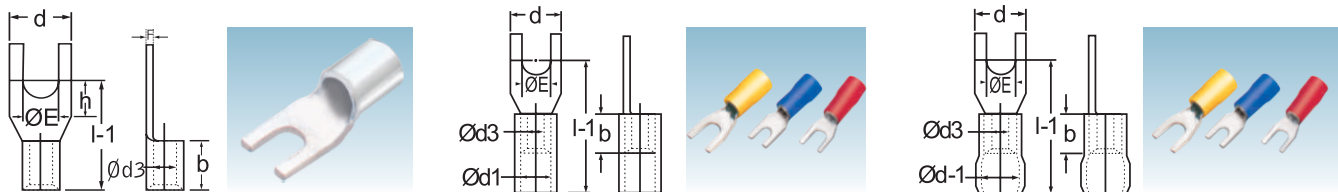


Size mm ²	ØE	Ød1	d	b	h	j	f	Ød-1	l-3	COMET CAT NO.
1.5	M2	1.6	6.0	5	4.0	14.0	0.8	3.6	16.0	CPSD-7435
1.5	M2.5	1.6	6.0	5	4.0	14.0	0.8	3.6	16.0	CPSD-7436
1.5	M3	1.6	6.0	5	4.0	14.0	0.8	3.6	16.0	CPSD-7437
1.5	M3.5	1.6	6.0	5	4.0	14.0	0.8	3.6	16.0	CPSD-7438
1.5	M4	1.6	6.0	5	4.0	14.0	0.8	3.6	16.0	CPSD-7439
1.5	M3	1.6	6.8	5	3.6	13.0	0.8	3.6	14.6	CPSD-7440
1.5	M3.5	1.6	6.8	5	3.6	13.0	0.8	3.6	14.6	CPSD-7441
1.5	M4	1.6	6.8	5	3.6	13.0	0.8	3.6	14.6	CPSD-7442
1.5	M3	1.6	8.0	5	5.0	16.0	0.8	3.6	17.0	CPSD-7443
1.5	M4	1.6	8.0	5	5.0	16.0	0.8	3.6	17.0	CPSD-7444
1.5	M5	1.6	8.0	5	5.0	16.0	0.8	3.6	17.0	CPSD-7445
1.5	M4	1.6	7.0	5	5.0	14.5	0.8	3.6	16.0	CPSD-7446
1.5	M4	1.6	10.0	5	6.0	18.0	0.8	3.6	18.0	CPSD-7447
1.5	M5	1.6	10.0	5	6.0	18.0	0.8	3.6	18.0	CPSD-7448
1.5	M6	1.6	10.0	5	6.0	18.0	0.8	3.6	18.0	CPSD-7449
1.5	M6	1.6	12.0	5	6.0	18.0	0.8	3.6	17.0	CPSD-7450
2.5	M3	2.3	6.5	5	3.5	12.7	0.8	4.4	17.7	CPSD-7451
2.5	M3.5	2.3	6.5	5	3.5	12.7	0.8	4.4	17.7	CPSD-7452
2.5	M3.5	2.3	8.0	5	5.0	16.0	0.8	4.4	17.0	CPSD-7453
2.5	M4	2.3	8.0	5	5.0	16.0	0.8	4.4	17.0	CPSD-7454
2.5	M5	2.3	8.0	5	5.0	16.0	0.8	4.4	17.0	CPSD-7455
2.5	M5	2.3	10.0	5	7.0	18.0	0.8	4.4	18.0	CPSD-7456
2.5	M6	2.3	10.0	5	7.0	18.0	0.8	4.4	18.0	CPSD-7457
2.5	M5	2.3	12.0	5	9.0	22.0	0.8	4.4	21.0	CPSD-7458
2.5	M6	2.3	12.0	5	9.0	22.0	0.8	4.4	21.0	CPSD-7459
2.5	M8	2.3	12.0	5	9.0	22.0	0.8	4.4	21.0	CPSD-7460
2.5	M6	2.3	16.0	5	10.0	25.0	0.8	4.4	22.0	CPSD-7461
2.5	M8	2.3	16.0	5	10.0	25.0	0.8	4.4	22.0	CPSD-7462
2.5	M10	2.3	16.0	5	10.0	25.0	0.8	4.4	22.0	CPSD-7463
2.5	M10	2.3	18.0	5	14.0	29.0	0.8	4.4	25.0	CPSD-7464
2.5	M12	2.3	18.0	5	14.0	29.0	0.8	4.4	25.0	CPSD-7465
4-6	M4	3.5	8.0	6	5.0	17.0	1.0	6.4	22.0	CPSD-7466
4-6	M5	3.5	8.0	6	5.0	17.0	1.0	6.4	22.0	CPSD-7467
4-6	M4	3.5	10.0	6	5.0	19.0	1.0	6.4	23.0	CPSD-7468
4-6	M5	3.5	10.0	6	5.0	19.0	1.0	6.4	23.0	CPSD-7469
4-6	M5	3.5	8.0	6	9.8	22.8	1.0	6.4	31.8	CPSD-7470
4-6	M5	3.5	12.0	6	6.0	20.0	1.0	6.4	23.0	CPSD-7471
4-6	M6	3.5	12.0	6	6.0	20.0	1.0	6.4	23.0	CPSD-7472
4-6	M8	3.5	12.0	6	6.0	20.0	1.0	6.4	23.0	CPSD-7473
4-6	M5	3.5	12.0	6	7.0	22.0	1.0	6.4	25.0	CPSD-7474
4-6	M6	3.5	12.0	6	7.0	22.0	1.0	6.4	25.0	CPSD-7475
4-6	M6	3.5	14.0	6	10.5	25.5	1.0	6.4	27.5	CPSD-7476
4-6	M8	3.5	14.0	6	10.5	25.5	1.0	6.4	27.5	CPSD-7477
4-6	M10	3.5	14.0	6	10.5	25.5	1.0	6.4	27.5	CPSD-7478
4-6	M8	3.5	16.0	6	13.0	30.0	1.0	6.4	31.0	CPSD-7479
4-6	M10	3.5	16.0	6	13.0	30.0	1.0	6.4	31.0	CPSD-7480
4-6	M8	3.5	18.0	6	12.0	30.0	1.0	6.4	30.0	CPSD-7481
4-6	M10	3.5	18.0	6	12.0	30.0	1.0	6.4	30.0	CPSD-7482
4-6	M12.5	3.5	18.0	6	12.0	30.0	1.0	6.4	30.0	CPSD-7483

MATERIAL : COPPER IS - 1897

FINISH : ELECTRO TINNED

COMET COPPER FORK TERMINALS (NON-INSULATED, INSULATED & PRE-INSULATED)



NON-INSULATED

INSULATED

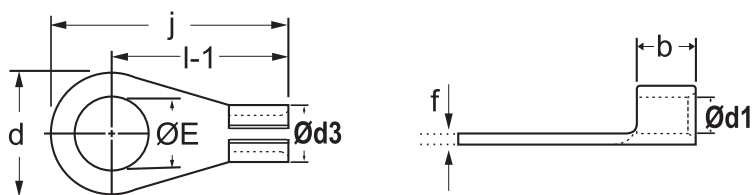
PRE-INSULATED

Size mm ²	ØE	Ød3	d	b	h	l-1	f	COMET CAT NO.	Ød1	l-1	COMET CAT NO.	Ød-1	l-1	COMET CAT NO.
0.75	M3.5	1.4	6.5	4	4.3	10.1	0.8	CRS-8771	2.7	15.1	CRSI-8737			
1.0	M3.5	1.5	6.5	4	4.3	10.1	0.8	CRS-8772	2.7	15.1	CRSI-8738			
1.5	M3.5	1.6	6.8	5	4.8	11.1	0.8	CRS-7249	3.2	16.1	CRSI-7926	3.6	16.1	CPSD-7935
2.5	M3.5	2.3	6.5	5	4.3	11.8	0.8	CRS-7251	3.9	21.8	CRSI-7928	4.4	16.8	CPSD-7937
2.5	M5.0	2.6	10.6	6.2	6.2	12.4	1.0	CRS-7280	4.6	20.0	CRSI-7929	4.4	16.2	CPSD-7938
4-6	M3	3.5	6.0	6	5.5	11.5	1.0	CRS-7252	5.5	27.5	CRSI-7930	6.4	20.5	CPSD-7939
4-6	M3.5	3.5	6.0	6	5.0	11.0	1.0	CRS-7253	5.5	27.0	CRSI-7931	6.4	20.0	CPSD-7940

MATERIAL : COPPER IS - 1897

FINISH : ELECTRO TINNED

COMET OPEN CLOSE TYPE SOLDERING CABLE SOCKETS


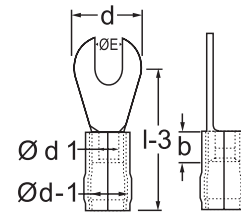

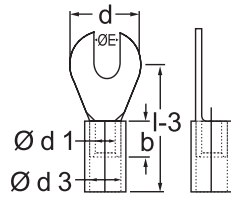
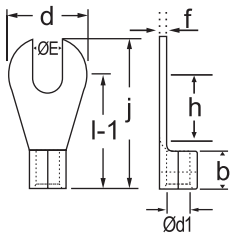


Size mm ²	ØE	Ød1	Ød3	d	f	b	l-1	j	COMET CAT NO.
A1.5	4.2	1.6	3.2	7	0.8	5	11.5	15	COC-371
A2.5	5.2	2.3	3.9	9	0.8	6	13.5	18	COC-372
A4	5.2	2.8	4.8	9	1.0	6	15.5	20	COC-373
A6	6.5	3.6	5.6	12	1.0	7	18.0	24	COC-374
A10	6.5	4.4	6.4	12	1.0	9	21.0	27	COC-375
A16	8.2	5.4	7.8	15	1.2	11	24.5	32	COC-376
A25	8.2	7.0	10.2	15	1.6	14	28.5	36	COC-.377
A35	8.2	8.0	11.2	18	1.6	15	32.0	41	COC-378
A50	10.2	9.5	13.1	24	1.8	18	38.0	50	COC-379
A70	10.2	11.8	15.8	28	2.0	23	44.0	58	COC-380
A95	12.7	13.5	18.7	32	2.6	25	50.0	66	COC-381
A120	12.7	15.5	21.1	34	2.8	29	56.0	73	COC-382
A150	12.7	16.5	22.9	38	3.2	30	60.0	79	COC-383
A185	16.2	18.5	25.7	42	3.6	35	66.0	87	COC-384
A225	16.2	21.0	28.2	44	3.6	40	70.0	92	COC-385
A240	16.2	22.5	30.5	48	4.0	42	76.0	100	COC-386
A300	20.3	25.0	34.0	54	4.5	45	83.0	110	COC-387
A400	20.3	29.5	39.5	62	5.0	54	94.0	125	COC-388
A500	20.3	32.0	42.8	62	5.4	58	106.0	137	COC-389
A625	20.3	36.0	46.8	70	5.4	65	113.0	148	COC-390

MATERIAL : COPPER IS - 1897

FINISH : ELECTRO TINNED

COMET RING TONGUE FORK TERMINALS (NON-INSULATED, INSULATED & PRE-INSULATED)



NON - INSULATED

INSULATED

PRE- INSULATED

Size mm ²	ØE	Ød1	d	b	h	l-1	j	f	COMET CAT NO.	Ød3	l-3	COMET CAT NO.	Ød-1	l-3	COMET CAT NO.
1.5	M3	1.6	6.0	5	4.0	11	14	0.8	CRS-7235	3.2	16.0	CRSI-7873	3.6	16.0	CPSD-7899
1.5	M3.5	1.6	6.0	5	4.0	11	14	0.8	CRS-7240	3.2	16.0	CRSI-7874	3.6	16.0	CPSD-7900
1.5	M3	1.6	6.8	5	4.6	9.6	13	0.8	CRS-7241	3.2	14.6	CRSI-7875	3.6	14.6	CPSD-7901
1.5	M3.5	1.6	6.8	5	4.6	9.6	13	0.8	CRS-7244	3.2	14.6	CRSI-7876	3.6	14.6	CPSD-7902
1.5	M4	1.6	7.0	5	5.0	11	14	0.8	CRS-7237	3.2	16.0	CRSI-7877	3.6	14.0	CPSD-7903
1.5	M4	1.6	8.0	5	5.0	12	16	0.8	CRS-7236	3.2	17.0	CRSI-7878	3.6	17.0	CPSD-7904
1.5	M5	1.6	10.0	5	6.0	13	18	0.8	CRS-7238	3.2	18.0	CRSI-7879	3.6	18.0	CPSD-7905
1.5	M6	1.6	10.0	5	6.0	13	18	0.8	CRS-7861	3.2	18.0	CRSI-7880	3.6	18.0	CPSD-7906
2.5	M3	2.3	6.5	5	3.5	9.5	12.7	0.8	CRS-7862	3.9	14.5	CRSI-7881	4.4	14.5	CPSD-7907
2.5	M3.5	2.3	6.5	5	3.5	9.5	12.7	0.8	CRS-7863	3.9	14.5	CRSI-7882	4.4	14.5	CPSD-7908
2.5	M4	2.3	8.0	5	5.0	12	16	0.8	CRS-7239	3.9	17.0	CRSI-7883	4.4	17.0	CPSD-7909
2.5	M5	2.3	10.0	5	7.0	13	18	0.8	CRS-7242	3.9	18.0	CRSI-7884	4.4	18.0	CPSD-7910
2.5	M6	2.3	10.0	5	7.0	13	18	0.8	CRS-7864	3.9	18.0	CRSI-7885	4.4	18.0	CPSD-7911
4-6	M4	3.5	8.0	6	5.0	13	17	1.0	CRS-7243	5.5	21.0	CRSI-7886	6.4	22.0	CPSD-7912
4-6	M4	3.5	10.0	6	5.0	14	19	1.0	CRS-7245	5.5	22.0	CRSI-7887	6.4	23.0	CPSD-7913
4-6	M5	3.5	10.0	6	5.0	14	19	1.0	CRS-7246	5.5	22.0	CRSI-7888	6.4	23.0	CPSD-7914
4-6	M5	3.5	10.0	6	7.0	16	22	1.0	CRS-7247	5.5	24.0	CRSI-7889	6.4	25.0	CPSD-7915
4-6	M6	3.5	12.0	6	7.0	16	22	1.0	CRS-7248	5.5	24.0	CRSI-7890	6.4	25.0	CPSD-7916
10	M4	4.3	10.0	8	7.0	17	22	1.0	CRS-7865	6.3	25.0	CRSI-7891	6.8	26.0	CPSD-7917
10	M5	4.3	10.0	8	7.0	17	22	1.0	CRS-7866	6.3	25.0	CRSI-7892	6.8	26.0	CPSD-7918
10	M6	4.3	12.0	8	7.0	17	23	1.0	CRS-7867	6.3	25.0	CRSI-7893	6.8	26.0	CPSD-7919
10	M8	4.3	16.0	8	7.0	19	27	1.0	CRS-7868	6.3	27.0	CRSI-7894	6.8	28.0	CPSD-7920
16	M5	5.6	10.0	10	6.0	19	24	1.2	CRS-7869	8.0	29.0	CRSI-7895	10.9	32.0	CPSD-7921
16	M6	5.6	12.0	10	6.0	20	26	1.2	CRS-7870	8.0	30.0	CRSI-7896	10.9	33.0	CPSD-7922
16	M8	5.6	16.0	10	8.0	22	30	1.2	CRS-7871	8.0	32.0	CRSI-7897	10.9	35.0	CPSD-7923
16	M8	5.6	18.0	10	10	24	33	1.2	CRS-7872	8.0	34.0	CRSI-7898	10.9	37.0	CPSD-7924

MATERIAL: COPPER IS-1897

FINISH: ELECTRO TINNED

COMET make corrosion inhibiting compound is made from industrial grade abrasive grease with certain chemical compounds. The compound is recommended in following applications.

1. Copper Terminal used with Aluminium Conductor.
2. Aluminium Terminal used with Copper Conductor.
3. On bus bar where condition is humidic application way.

APPLICATION PROCEDURE

Clean the barrel portion of the terminal thoroughly. Apply a little bit of the compound (CGTZ-8785) along the barrel portion. Also apply the compound on the conductor.

Insert the conductor fully inside the barrel of the terminal.

Excess compound may be wiped out which can be re used.



SOLID AND STRANDED CONDUCTORS ANNEALED COPPER

Nominal Area		Stranding and Wire Diameter		Appx. overall (Eqvt.) Dia.	
Inch ²	mm ²	Inch	mm	Inch	mm
.001	-	1/.036	1/.914	.036	0.91
.0015	-	1/.044	1/1.12	.044	1.12
-	1.0	1/.04409	1/1.12	.044	1.12
.002	-	3/.029	3/.737	.062	1.59
-	1.5	1/.0551	1/1.40	.055	1.40
.003	-	3/.036	3/.914	.078	1.97
.003	-	1/.064	1/1.63	.064	1.63
-	2.5	1/.0709	1/1.80	.071	1.80
-	2.5	3/.0417	3/1.06	.090	2.28
.0045	-	7/.029	7/.737	.087	2.21
-	4.0	7/.0335	7/.850	.100	2.55
-	4.0	1/.0882	1/2.24	.088	2.24
.007	-	7/.036	7/.914	.108	2.74
-	6.0	7/.0417	7/1.06	.125	3.18
-	6.0	1/.1102	1/2.80	.110	2.80
.01	-	7/.044	7/1.12	.132	3.35
.0145	-	7/.052	7/1.32	.156	3.96
-	10	7/.0551	7/1.40	.165	4.20
.0225	-	7/.064	7/1.63	.192	4.88
-	16	7/.0669	7/1.70	.200	5.10
.03	-	19/.044	19/1.12	.220	5.59
.04	-	19/.052	19/1.32	.260	6.60
-	25	7/.0882	7/2.24	.265	6.72
-	35	7/.0984	7/2.50	.295	7.50
.06	-	19/.064	19/1.63	.320	8.13
-	50	19/.0709	19/1.80	.354	9.00
.075	-	19/.072	19/1.83	.360	9.14
.1	-	19/.083	19/2.11	.415	10.5
-	70	19/.0882	19/2.24	.441	11.2
.12	-	37/.064	37/1.63	.448	11.4
-	95	19/.0984	19/2.50	.492	12.5
.15	-	37/.072	37/1.83	.504	12.8
-	120	37/.0811	37/2.06	.568	14.42
.20	-	37/.083	37/2.11	.581	14.8
-	150	37/.0882	37/2.24	.617	15.68
.25	-	37/.093	37/2.36	.651	16.5
-	185	37/.0984	37/2.50	.689	17.5
.3	-	37/.103	37/2.62	.721	18.3
-	240	61/.0882	61/2.24	.794	20.15
.4	-	61/.093	61/2.36	.837	21.3
-	300	61/.0984	61/2.50	.886	22.5
.5	-	61/.103	61/2.62	.927	23.5
.6	-	91/.093	91/2.36	1.023	26.0
-	400	61/.1181	61/3.00	1.063	27.0
.75	-	91/.103	91/2.62	1.133	28.8
.85	-	127/.093	127/2.36	1.209	30.7
1.0	-	127/.103	127/2.62	1.339	34.0

COPPER CABLE STRANDED AND MULTISTRAND WIRE SIZE IN INCH WITH EQUIVALENT SOLID SECTION DIAMETER & BARE CONDUCTOR DIAMETER

Nominal Area In. ²	Nominal Area mm ²	Cable Size In. ²	Diam' of Cond' mm.	Solid Cross Sect. Dia. mm.
.0025	1.5	40/.0076	1.6	1.3
.003	2	27/.0118	1.8	1.5
.004	2.5	70/.0076	2.3	1.7
.0045	3	45/.0118	2.6	1.9
.015	10	144/.0118	4.2	3.6
.023	15	91/.018	5.1	4.4
.039	25	127/.020	6.5	5.7
.065	42	248/.018	8.5	7.4
.100	70	416/.018	12.5	9.2
.150	100	610/.018	15.3	11.3
.175	112	550/.020	15.6	12
.185	120	427/.0236	16.5	12.4
.200	133	810/.018	16.2	13
		650/.020	16.2	13
.230	150	525/.0236	18.5	13.8
.288	185	665/.0236	20.3	15.4
.350	225	760/.0236	21.8	16.5
.420	270	1325/.020	22.5	18.5
.620	400	1925/.026	29.5	22.4

ALUMINIUM STRANDED WIRE DIA WITH EQUIVALENT SOLID CROSS SECTION

Nominal Area mm ²	Cable Size	Dia. of Cond.	Solid Cross Sect. Dia'
4	1/2.24	2.24	2.24
	7/.85	2.55	2.24
4.5	1/2.36	2.36	2.36
	7/.92	2.76	2.36
6	1/2.8	2.8	2.8
	7/1.06	3.18	2.8
6.75	1/2.9	2.9	2.9
	7/1.12	3.36	2.9
10	1/3.55	3.55	3.55
	7/1.35	4.08	3.6
16	1/4.5	4.5	4.5
	7/1.7	5.1	4.5
25	3/3	6.46	5.2
	7/2.24	6.72	5.8
	19/1.32	6.6	5.8
	3/3.5	7.2	5.8
35	3/3.66	7.9	6.5
	7/2.5	7.5	6.5
	19/1.5	7.5	6.5
	7/2.8	8.4	7.4
50	7/3	9	8
	19/1.8	9	8
	7/3.1	9.3	8
70	7/3.4	10.2	9
	7/3.65	10.98	9.7
	7/3.78	11.34	10
	19/2.24	11.2	9.6
95	7/4.17	12.51	11
	7/4.39	13.17	11.5
	19/2.5	12.5	10.9
	37/1.8	12.6	10.9
120	37/2.06	14.42	12.4
150	19/3	15	13
	37/2.24	15.68	13.5
185	37/2.5	17.5	15.3
240	37/3	21	17.5
	61/2.24	20.16	17.5
310	61/2.5	22.5	19.5
400	61/3	27	22.5
	91/2.36	26	22.5
500	91/2.65	29.15	25.2
625	91/3	33	28.2
800	91/2.35	36.9	31.9
1000	91/3.75	41.5	35.5

CONVERSION TABLE FOR THE MOST IMPORTANT FOREIGN WIRE GAUGES TO METRIC UNITS

No. and Dia' of strands NBS	Nominal Inch ²	Area mm ²	Cond' Dia' mm
14/.0076"	0.0006	0.39	0.9
23/.0076"	0.001	0.65	1.2
40/.0076"	0.0017	1.10	1.5
70/.0076"	0.003	1.94	2
110/.0076"	0.0048	3.10	2.3
162/.0076"	0.007'	4.52	3.1


MCM	Area mm ²	Cond' Dia' mm
250	127	14.6
300	152	16
350	177	17.3
400	203	18.5
450	228	19.6
500	253	20.7
550	279	21.7
600	304	22.7
650	329	23.6
700	355	24.5
750	380	25.4
800	405	26.2
850	431	27
900	456	27.8
1000	507	29.3

*APPLIES ONLY TO MULTISTRAND CONDUCTORS ACC. TO ASTM STRANDING CLASS A, MNICH APPROXIMATELY CORRESPONDS TO THE MULTISTRAND CONSTRUCTION SPECIFIED IN VDE 0250 TABLE

1 MCM - 1,000 CM;
1 CM-1 CIRCULAR MIL=0.000507 MM2
1 CIRCULAR MIL=AREA OF A CIRCLE
1 MIL IN DIA'



DELHI METRO RAIL CORPORATION LTD.



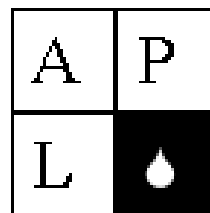
AND MANY MORE




GE Power Controls



Honeywell



AND MANY MORE



An uninterrupted relationship Since 1960

CABLE GLANDS

Approved by leading consultants such as :

- National Thermal Power Corpn. Ltd. • Engineers India Ltd.
- Power Grid Corpn. Of India Ltd. • Tata Consultancy Services
- Nuclear Power Corpn. Ltd. • Jacob H & G Pvt. Ltd.
- Mecon Ltd. • M. N. Dastur & Co. Ltd. • UDHE India Ltd.
- Toyo Engineering Ltd. • Projects & Development India Ltd.
- Kvaerner Powergas India Ltd. • DCPL Ltd.
- Desein Pvt. Ltd. • Bechtel London
- Chemtex Global Engineering Pvt. Ltd.
- Dalal Consultants & Engineers Ltd. • KSHI
- Avant - Garde Engineers • Maunsel • Jhohn Brown
and many more.....

The prestigious end-users

- Larsen & Tourbo Ltd. • Siemens Ltd. • BHEL • Reliance Group of Industries Ltd.
- ABB Ltd. • ACC • Ambuja • Aditya Birla Group of Industries
- ONGC • IOCL • HPCL • BPCL • SAIL • Vizag Steel • ISRO • Vedanta
- Thyssenkrupp • Tata Project • DMRC • ECIL • Punj Llyod • Areva T & D
- Tecnimot ICB Pvt. Ltd. • Jaypee Group of Industries • Godrej
- Bajaj Group Of Industries • Mahatranso • BSES • Essar Group Of Industries
- Adani Group Of Industries • Raychem RPG Ltd. • Reliance Infrastructure
- Jindal • Gail • Honeywell • Bharat Bijlee • Bhushan Power & Steel • Lanco
- Praj • Ador • Hindustan Zinc • Gmr • Neyveli Lignite and many more.....



Insist For This
Hologram Security Seal
For The Genuineness Of Our Product

Registered Office : **COMET BRASS PRODUCT**



Nutan Chemical Compound, Walbhat Road.,
Goregaon (E), Mumbai - 400 063. INDIA.
Tel. : +91-22-2685 2961 / 62 / 63
Fax : + 91-22-2685 2960.
E-mail : comet@cometgland.com
Website : www.cometgland.com

Catalogue details & Designs protected by copy right !